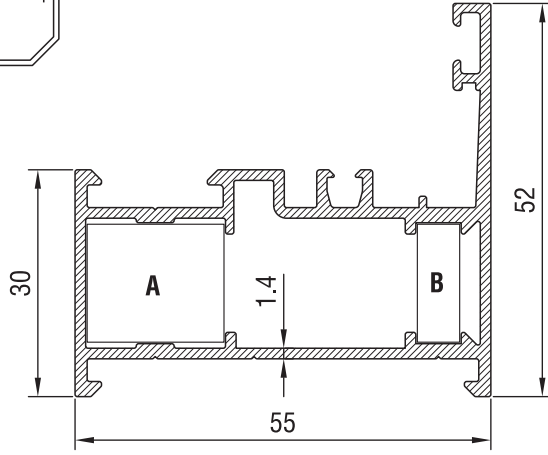
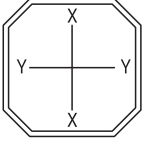
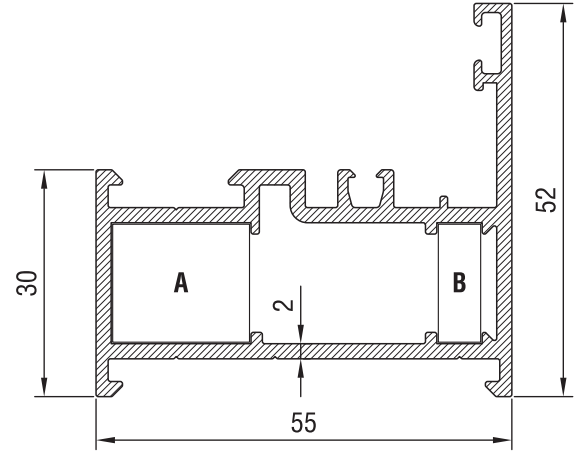


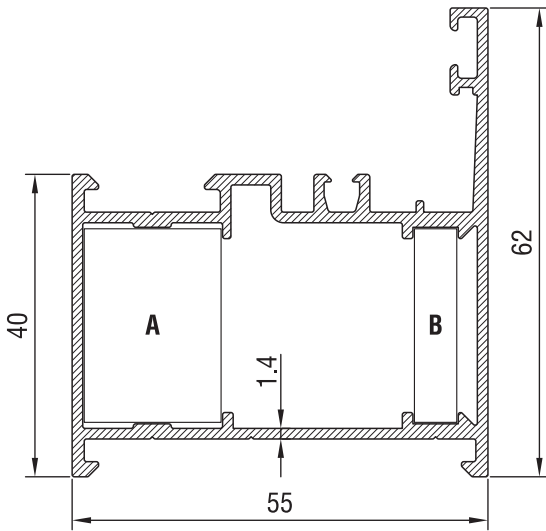
DEM - 55



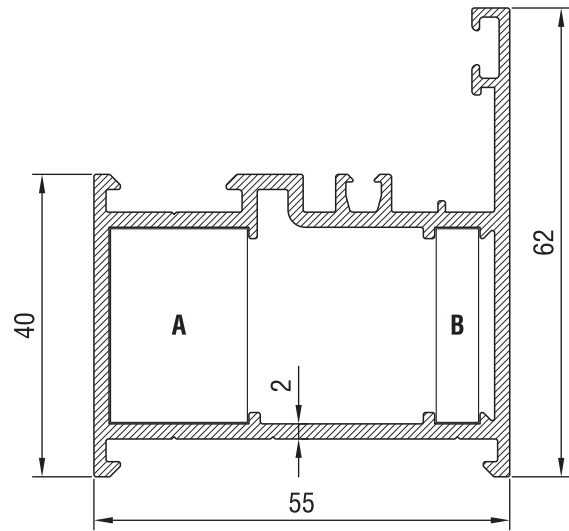
Profil Kodu / Profile Code	55.F30.14
Profil Ağırlığı / Profile Weight	0.924 kg/mt
Ix: 13.923 cm ⁴	Iy: 5.756 cm ⁴
Kullanılan Köşe Takozları / Corner Cleats	
A: KT01.181	B: KT01.056



Profil Kodu / Profile Code	55.F30.20
Profil Ağırlığı / Profile Weight	1.132 kg/mt
Ix: 16.496 cm ⁴	Iy: 6.429 cm ⁴
Kullanılan Köşe Takozları / Corner Cleats	
A: KT01.181	B: KT01.056



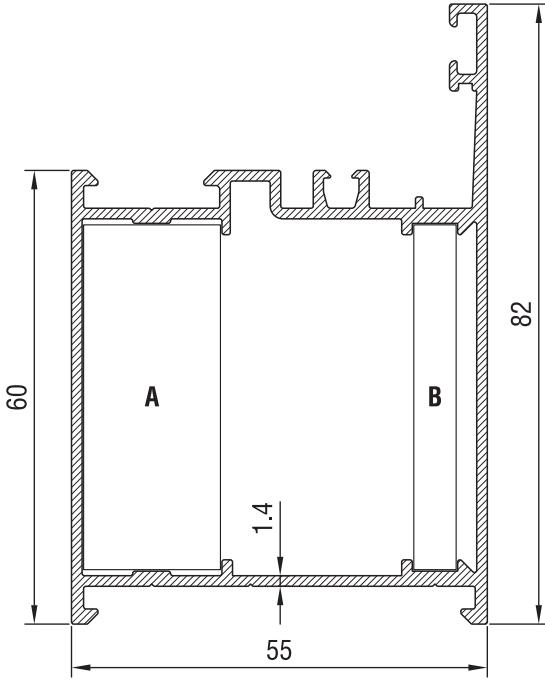
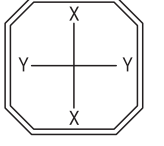
Profil Kodu / Profile Code	55.F40.14
Profil Ağırlığı / Profile Weight	1.000 kg/mt
Ix: 15.981 cm ⁴	Iy: 10.446 cm ⁴
Kullanılan Köşe Takozları / Corner Cleats	
A: KT02.181	B: KT02.056



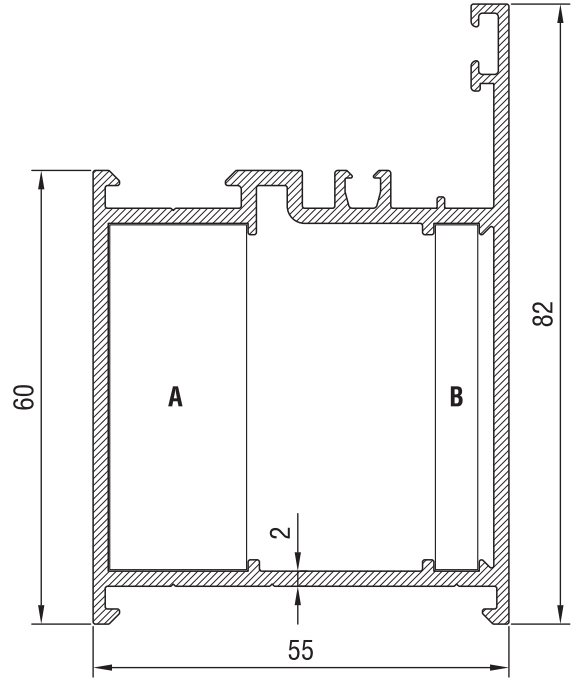
Profil Kodu / Profile Code	55.F40.20
Profil Ağırlığı / Profile Weight	1.241 kg/mt
Ix: 19.351 cm ⁴	Iy: 11.968 cm ⁴
Kullanılan Köşe Takozları / Corner Cleats	
A: KT02.181	B: KT02.056

DEM - 55

KASA PROFİLLERİ / FRAME PROFILES

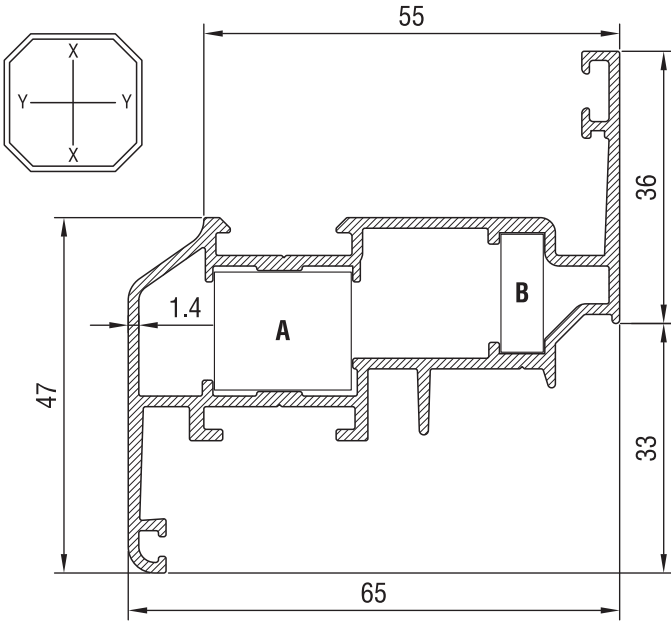


Profil Kodu / Profile Code	55.F60.14
Profil Ağırlığı / Profile Weight	1.152 kg/mt
Ix: 20.080 cm ⁴	Iy: 25.581 cm ⁴
Kullanılan Köşe Takozları / Corner Cleats	
A: KT03.181	B: KT03.056

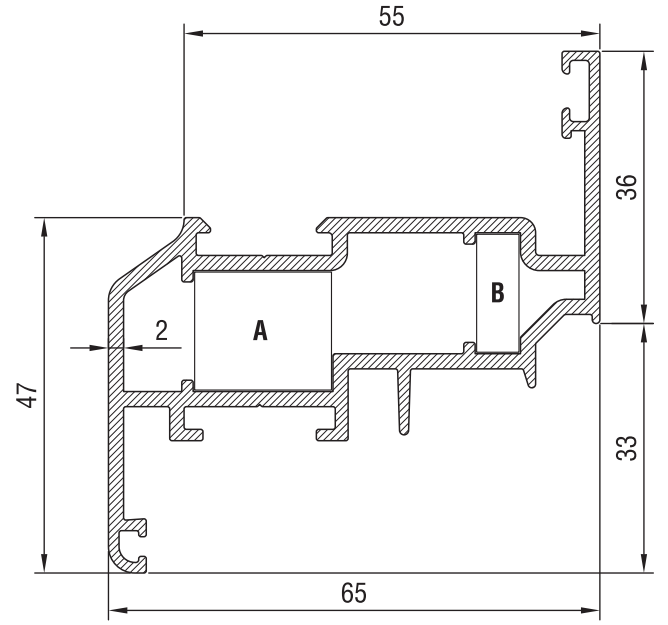


Profil Kodu / Profile Code	55.F60.20
Profil Ağırlığı / Profile Weight	1.458 kg/mt
Ix: 25.041 cm ⁴	Iy: 30.205 cm ⁴
Kullanılan Köşe Takozları / Corner Cleats	
A: KT03.181	B: KT03.056

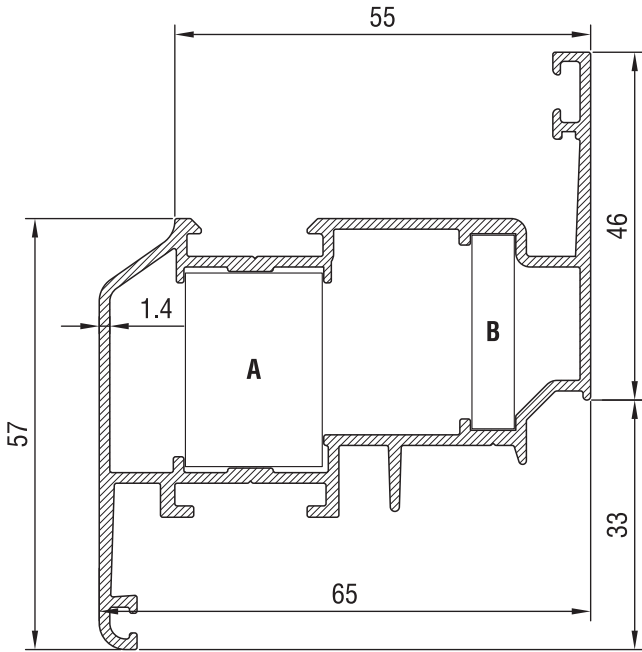




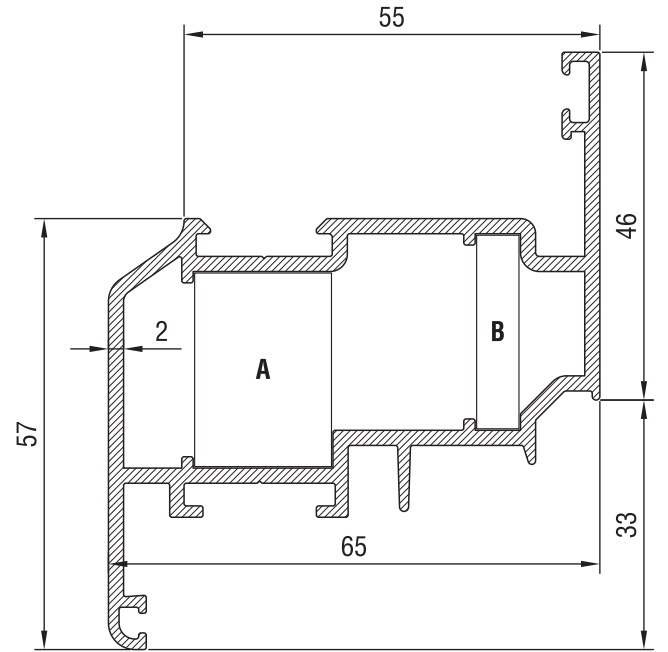
Profil Kodu / Profile Code	55.V47.14
Profil Ağırlığı / Profile Weight	1.102 kg/mt
Ix: 22.012 cm ⁴	Iy: 8.954 cm ⁴
Kullanılan Köşe Takozları / Corner Cleats	
A: KT01.181	B: KT01.056



Profil Kodu / Profile Code	55.V47.20
Profil Ağırlığı / Profile Weight	1.344 kg/mt
Ix: 26.070 cm ⁴	Iy: 9.768 cm ⁴
Kullanılan Köşe Takozları / Corner Cleats	
A: KT01.181	B: KT01.056



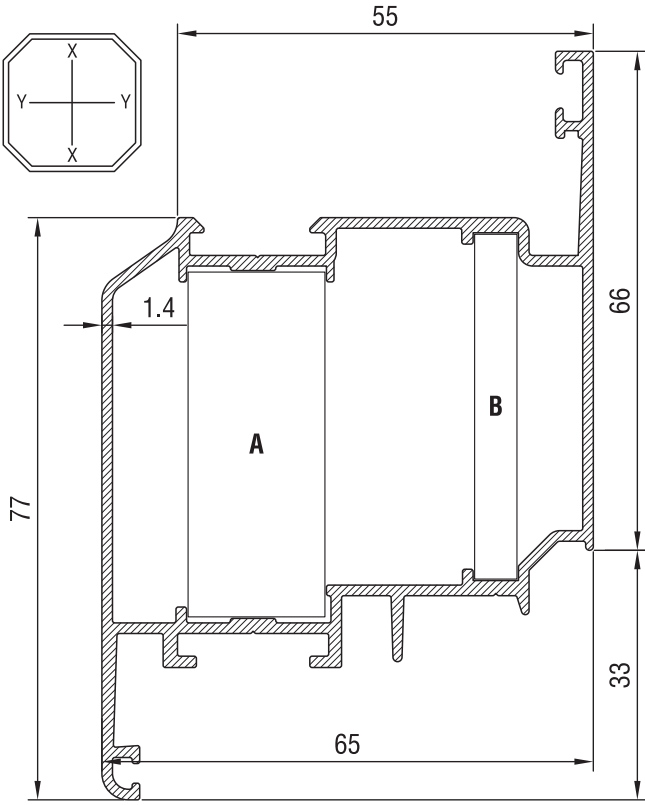
Profil Kodu / Profile Code	55.V57.14
Profil Ağırlığı / Profile Weight	1.178 kg/mt
Ix: 24.844 cm ⁴	Iy: 15.153 cm ⁴
Kullanılan Köşe Takozları / Corner Cleats	
A: KT02.181	B: KT02.056



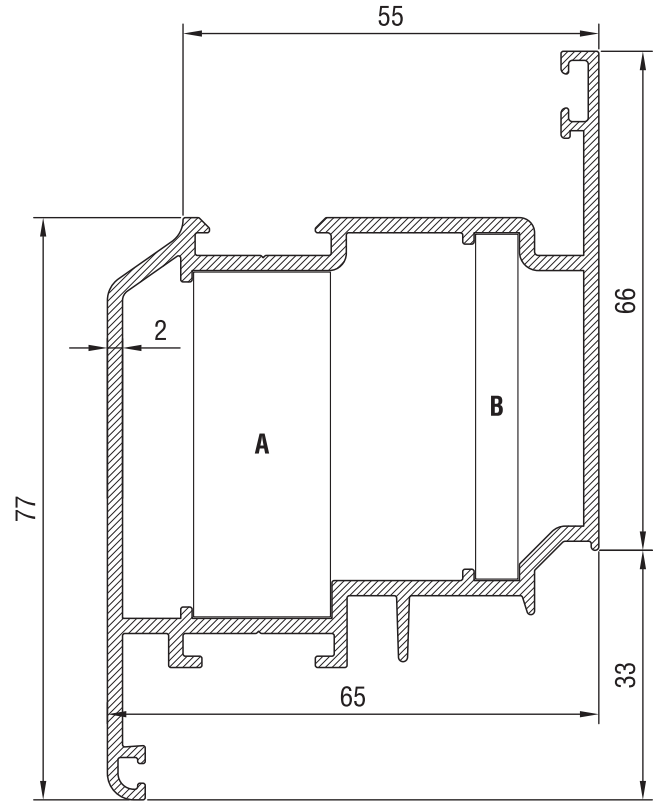
Profil Kodu / Profile Code	55.V57.20
Profil Ağırlığı / Profile Weight	1.453 kg/mt
Ix: 30.042 cm ⁴	Iy: 16.922 cm ⁴
Kullanılan Köşe Takozları / Corner Cleats	
A: KT02.181	B: KT02.056

DEM - 55

KANAT PROFİLLERİ / VENT PROFILES

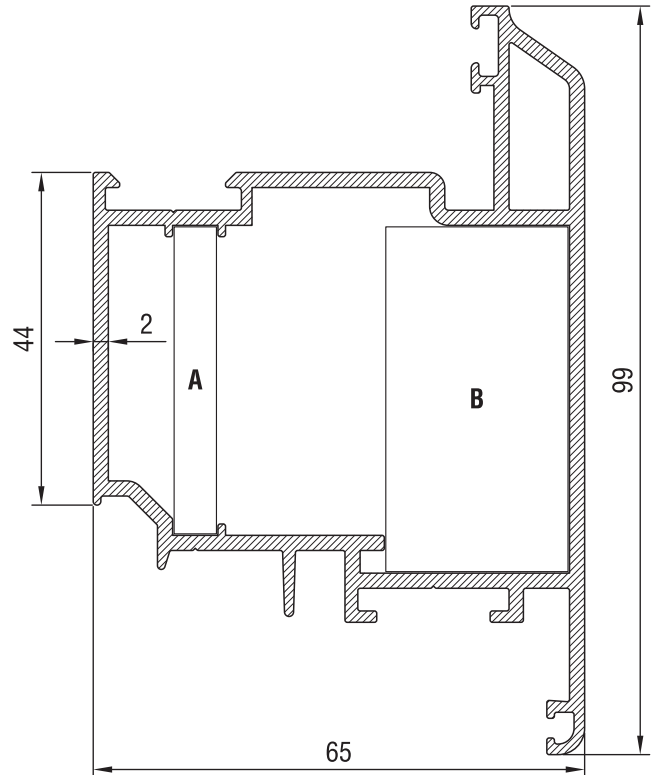


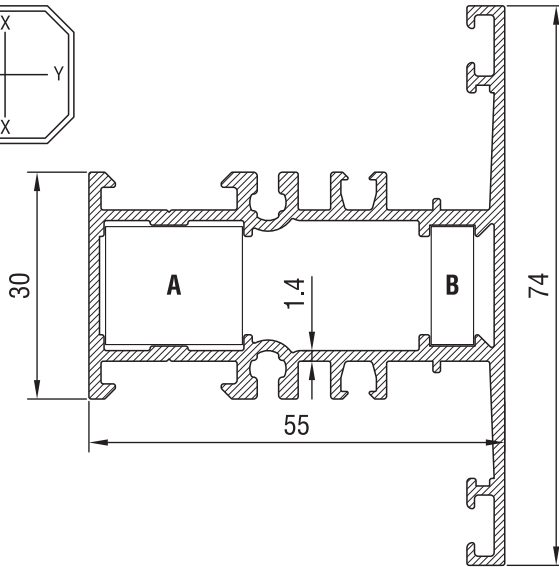
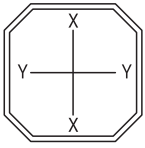
Profil Kodu / Profile Code	55.V77.14
Profil Ağırlığı / Profile Weight	1.330 kg/mt
Ix: 30.509 cm ⁴	Iy: 34.368 cm ⁴
Kullanılan Köşe Takozları / Corner Cleats	
A: KT03.181	B: KT03.056



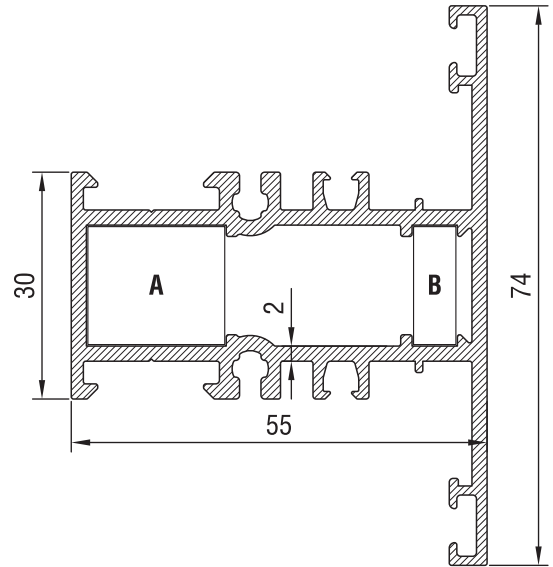
Profil Kodu / Profile Code	55.V77.20
Profil Ağırlığı / Profile Weight	1.669 kg/mt
Ix: 37.985 cm ⁴	Iy: 39.634 cm ⁴
Kullanılan Köşe Takozları / Corner Cleats	
A: KT03.181	B: KT03.056

Profil Kodu / Profile Code	55.V99.20
Profil Ağırlığı / Profile Weight	1.830 kg/mt
Ix: 37.229 cm ⁴	Iy: 46.950 cm ⁴
Kullanılan Köşe Takozları / Corner Cleats	
A: KT04.056	B: KT03.241

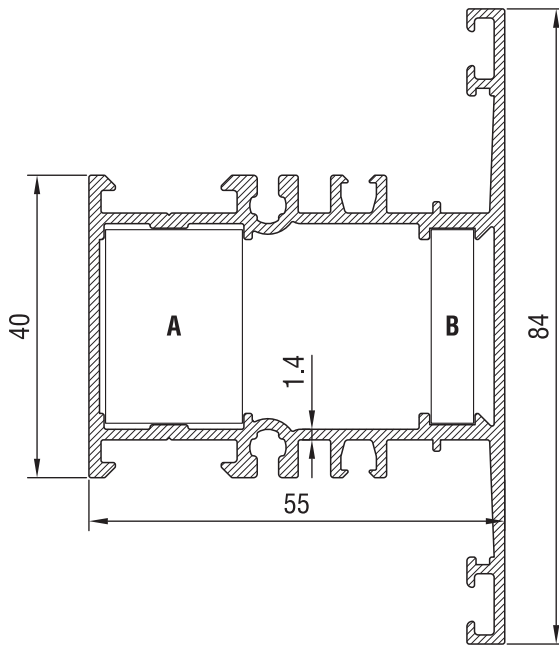




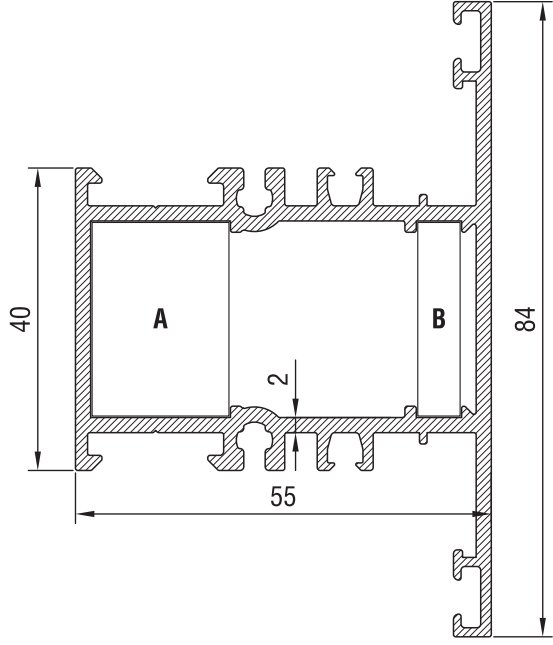
Profil Kodu / Profile Code	55.M30.14
Profil Ağırlığı / Profile Weight	1.202 kg/mt
Ix: 16.557 cm ⁴	Iy: 10.982 cm ⁴
Kullanılan Köşe Takozları / Corner Cleats	
A: KT01.181	B: KT01.056
Kullanılan Orta Kayıt Bağlantılar / T-Cleats	
A: KB01.156	B: KB02.156



Profil Kodu / Profile Code	55.M30.20
Profil Ağırlığı / Profile Weight	1.405 kg/mt
Ix: 19.161 cm ⁴	Iy: 11.732 cm ⁴
Kullanılan Köşe Takozları / Corner Cleats	
A: KT01.181	B: KT01.056
Kullanılan Orta Kayıt Bağlantılar / T-Cleats	
A: KB01.156	B: KB02.156



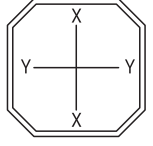
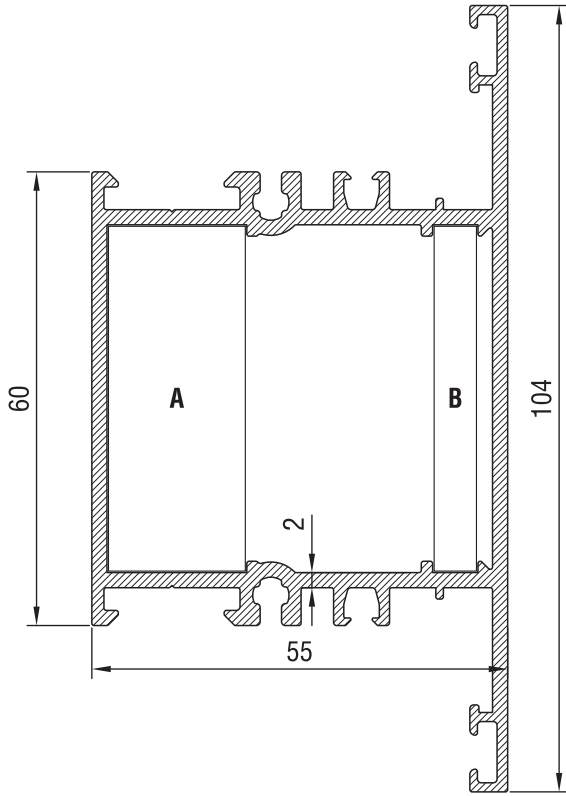
Profil Kodu / Profile Code	55.M40.14
Profil Ağırlığı / Profile Weight	1.278 kg/mt
Ix: 18.657 cm ⁴	Iy: 18.169 cm ⁴
Kullanılan Köşe Takozları / Corner Cleats	
A: KT02.181	B: KT02.056
Kullanılan Orta Kayıt Bağlantılar / T-Cleats	
A: KB01.256	B: KB02.256



Profil Kodu / Profile Code	55.M40.20
Profil Ağırlığı / Profile Weight	1.513 kg/mt
Ix: 22.078 cm ⁴	Iy: 19.761 cm ⁴
Kullanılan Köşe Takozları / Corner Cleats	
A: KT02.181	B: KT02.056
Kullanılan Orta Kayıt Bağlantılar / T-Cleats	
A: KB01.256	B: KB02.256

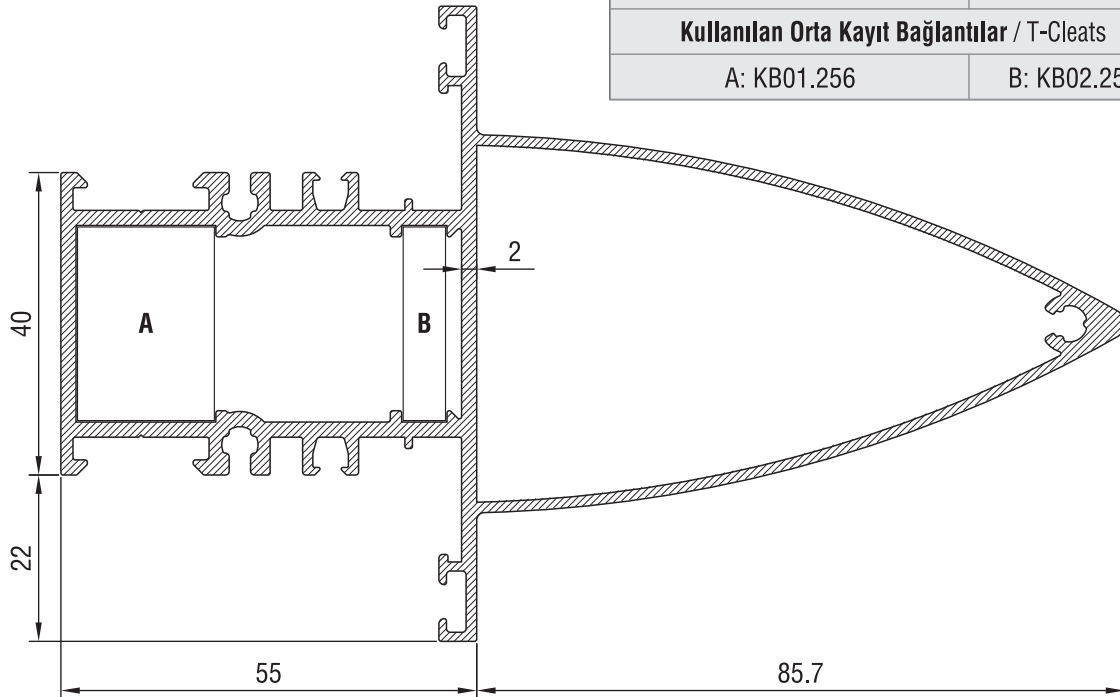
DEM - 55

ORTA KAYIT PROFİLLERİ / MULLION PROFILE



Profil Kodu / Profile Code	55.M60.20
Profil Ağırlığı / Profile Weight	1.730 kg/mt
Ix: 27.871 cm ⁴	Iy: 44.560 cm ⁴
Kullanılan Köşe Takozları / Corner Cleats	
A: KT03.181	B: KT03.056
Kullanılan Orta Kayıt Bağlantılar / T-Cleats	
A: KB01.456	B: KB02.456

Profil Kodu / Profile Code	55.M40.20A
Profil Ağırlığı / Profile Weight	2.264 kg/mt
Ix: 130.717 cm ⁴	Iy: 27.466 cm ⁴
Kullanılan Köşe Takozları / Corner Cleats	
A: KT02.181	B: KT02.056
Kullanılan Orta Kayıt Bağlantılar / T-Cleats	
A: KB01.256	B: KB02.256



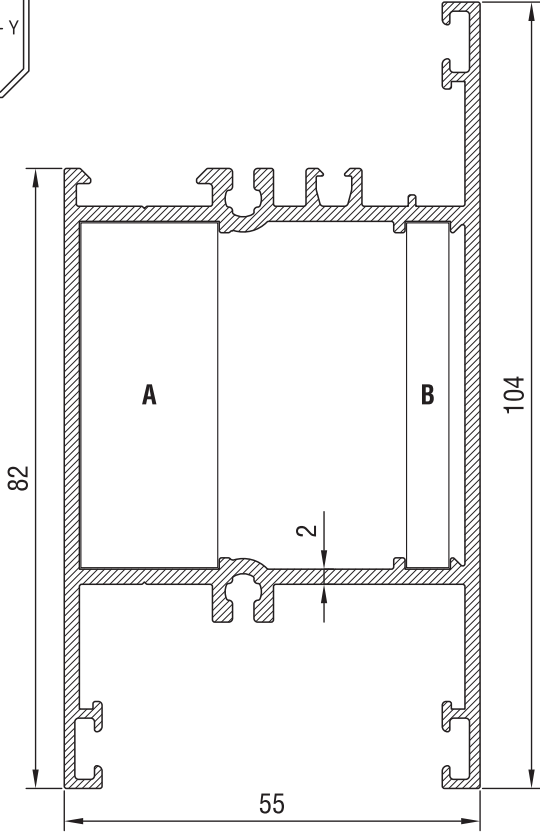
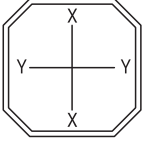
S: 1 / 1

www.aludem.com

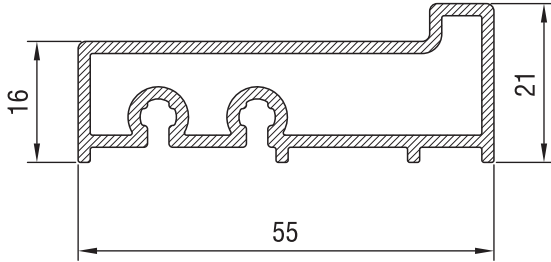
Profil ağırlıklarımız teorik olup, teslim anındaki tartım değerleri geçerlidir.
Weighting values are valid at the time of delivery, since the weights of the profiles are theoretical.

DEM - 55

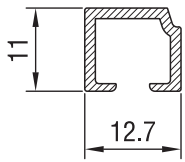
ETEK ve EŞİK PROFİLLERİ
KICKPLATE and THRESHOLD PROFILES



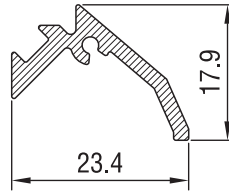
Profil Kodu / Profile Code	55.V82.20
Profil Ağırlığı / Profile Weight	1.809 kg/mt
Ix: 32.005 cm ⁴	Iy: 51.601 cm ⁴
Kullanılan Orta Kayıt Bağlantılar / T-Cleats	
A: KB01.456	B: KB02.456



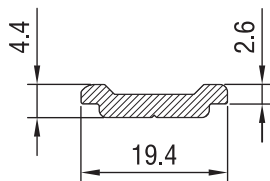
Profil Kodu / Profile Code	55.T16.16
Profil Ağırlığı / Profile Weight	0.729 kg/mt



Profil Kodu / Profile Code	55.T11.14
Profil Ağırlığı / Profile Weight	0.102 kg/mt



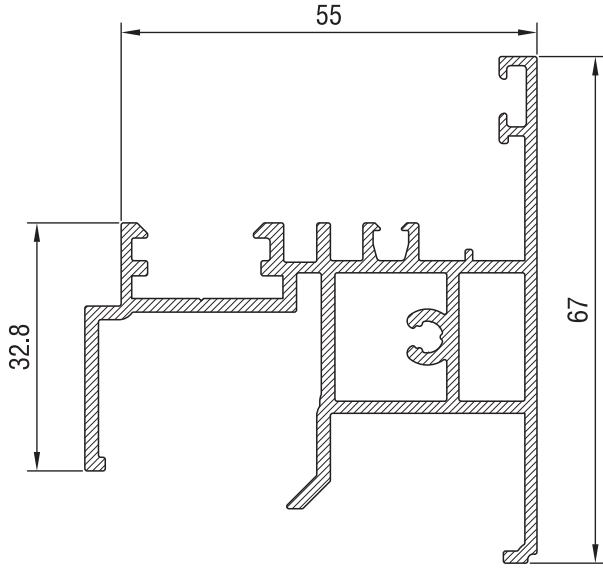
Profil Kodu / Profile Code	55.D18.20
Profil Ağırlığı / Profile Weight	0.204 kg/mt



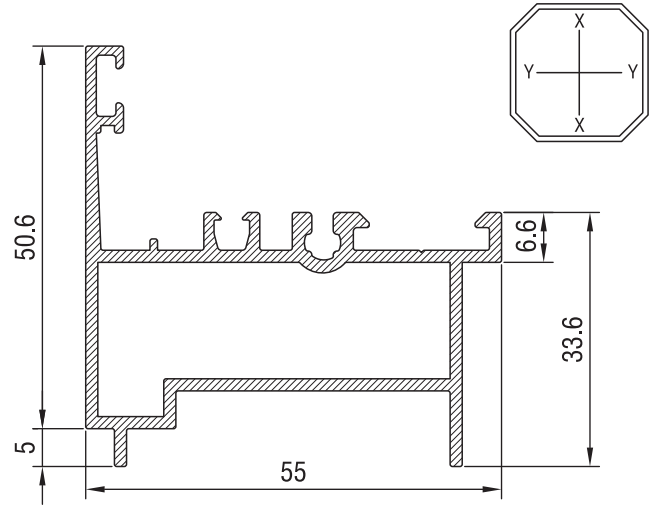
Profil Kodu / Profile Code	SR01
Profil Ağırlığı / Profile Weight	0.143 kg/mt

DEM - 55

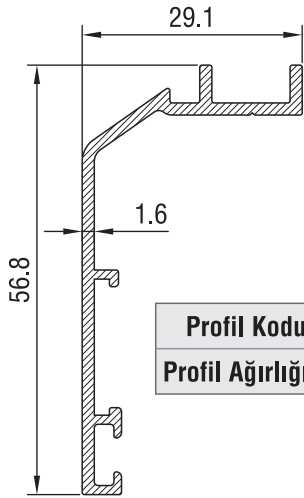
ADAPTÖR PROFİLLERİ / ADAPTER PROFILES



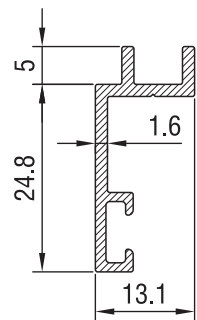
Profil Kodu / Profile Code	55.A67.16
Profil Ağırlığı / Profile Weight	1.247 kg/mt
Ix: 17.947 cm ⁴	Iy: 8.528 cm ⁴
Kullanılan Kapaklar / Cover Caps	
ADP01	ADP02



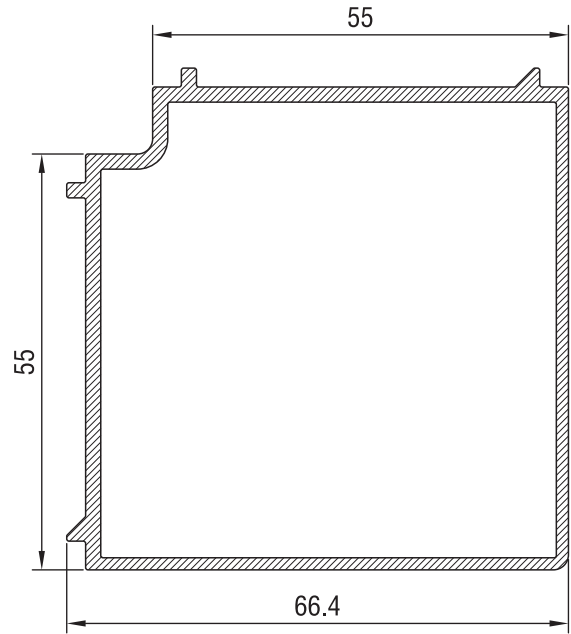
Profil Kodu / Profile Code	55.A56.16
Profil Ağırlığı / Profile Weight	0.972 kg/mt
Ix: 12.770 cm ⁴	Iy: 6.075 cm ⁴



Profil Kodu / Profile Code	55.S56.16
Profil Ağırlığı / Profile Weight	0.397 kg/mt



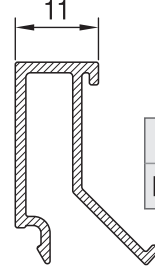
Profil Kodu / Profile Code	55.S25.16
Profil Ağırlığı / Profile Weight	0.198 kg/mt



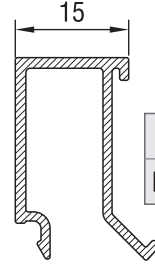
Profil Kodu / Profile Code	55.A55.20
Profil Ağırlığı / Profile Weight	1.226 kg/mt
Ix: 29.135 cm ⁴	Iy: 29.135 cm ⁴



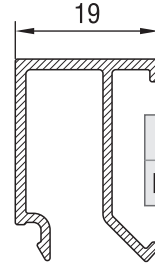
Cam Kalınlığı Glass Thickness	Cam Çita Profili Glazing Bead	İç Cam Fitili Gasket Inside	Dış Cam Fitili Gasket Outside
32 mm	G11.14	FTL01	FTL07
31 mm	G11.14	FTL02	FTL07
30 mm	G11.14	FTL03	FTL07
29 mm	G11.14	FTL04	FTL07
28 mm	G15.14	FTL01	FTL07
27 mm	G15.14	FTL02	FTL07
26 mm	G15.14	FTL03	FTL07
25 mm	G15.14	FTL04	FTL07
24 mm	G19.14	FTL01	FTL07
23 mm	G19.14	FTL02	FTL07
22 mm	G19.14	FTL03	FTL07
21 mm	G19.14	FTL04	FTL07
20 mm	G23.14	FTL01	FTL07
19 mm	G23.14	FTL02	FTL07
18 mm	G23.14	FTL03	FTL07
17 mm	G23.14	FTL04	FTL07
16 mm	G27.14	FTL01	FTL07
15 mm	G27.14	FTL02	FTL07
14 mm	G27.14	FTL03	FTL07
13 mm	G27.14	FTL04	FTL07
12 mm	G31.14	FTL01	FTL07
11 mm	G31.14	FTL02	FTL07
10 mm	G31.14	FTL03	FTL07
9 mm	G31.14	FTL04	FTL07
8 mm	G35.14	FTL01	FTL07
7 mm	G35.14	FTL02	FTL07
6 mm	G35.14	FTL03	FTL07
5 mm	G35.14	FTL04	FTL07



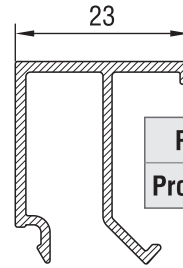
Profil Kodu / Profile Code	G11.14
Profil Ağırlığı / Profile Weight	0.220 kg/mt



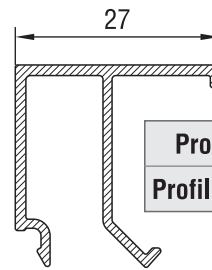
Profil Kodu / Profile Code	G15.14
Profil Ağırlığı / Profile Weight	0.229 kg/mt



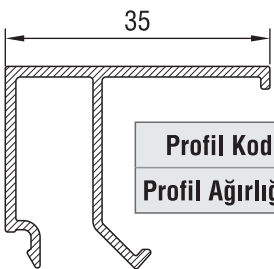
Profil Kodu / Profile Code	G19.14
Profil Ağırlığı / Profile Weight	0.244 kg/mt



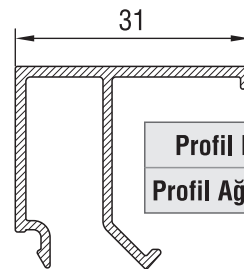
Profil Kodu / Profile Code	G23.14
Profil Ağırlığı / Profile Weight	0.260 kg/mt



Profil Kodu / Profile Code	G27.14
Profil Ağırlığı / Profile Weight	0.275 kg/mt



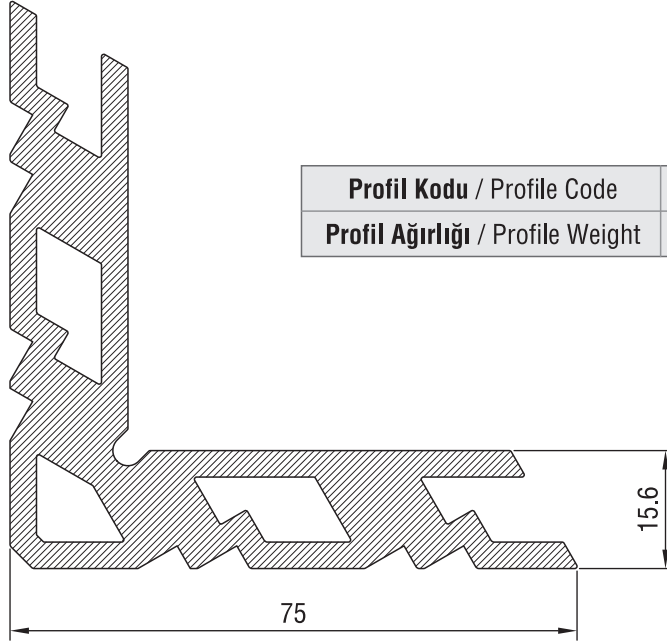
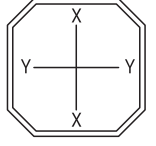
Profil Kodu / Profile Code	G35.14
Profil Ağırlığı / Profile Weight	0.305 kg/mt



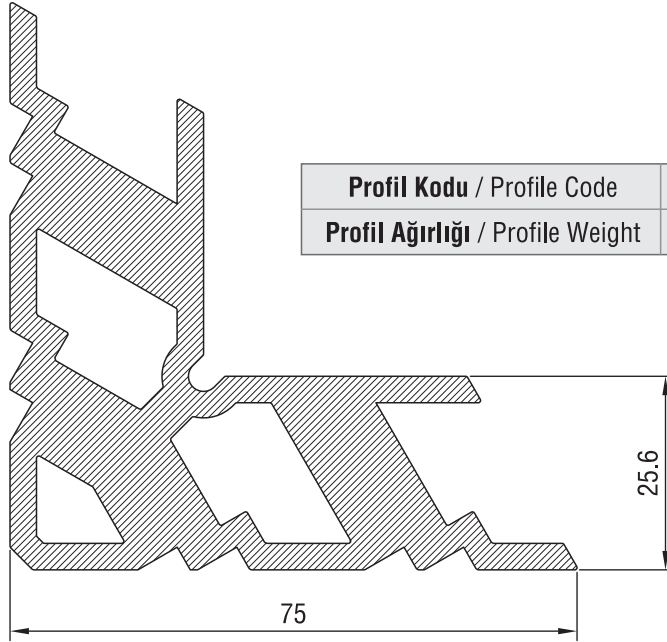
Profil Kodu / Profile Code	G31.14
Profil Ağırlığı / Profile Weight	0.290 kg/mt

DEM - 55

KÖŞE TAKOZ PROFİLLERİ / CORNER CLEAT PROFILES

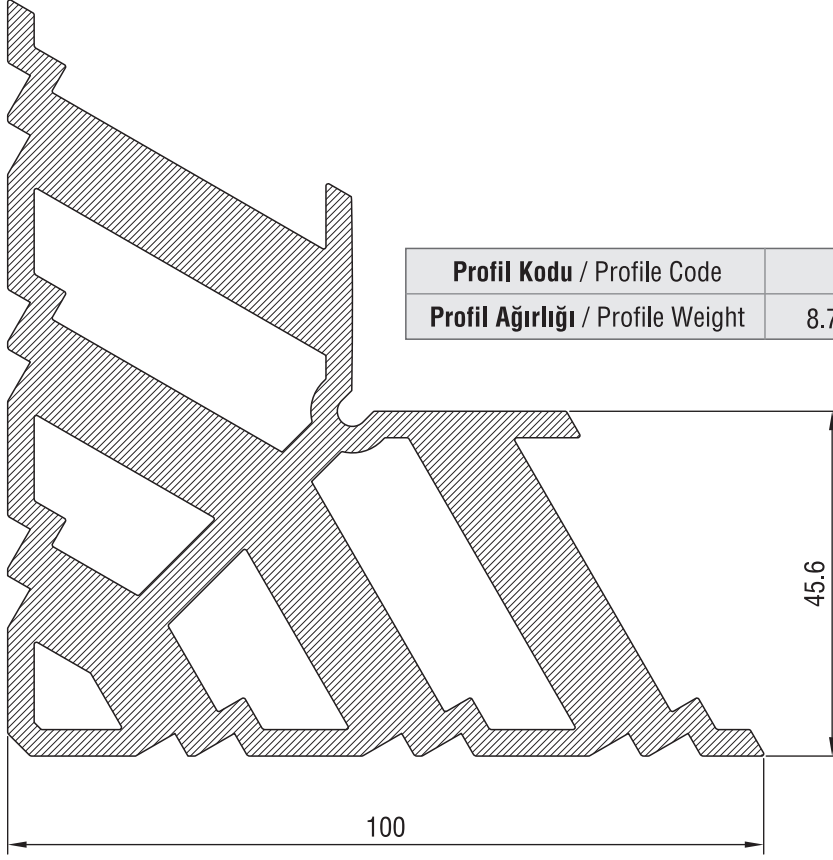
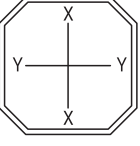


Profil Kodu / Profile Code	KT01
Profil Ağırlığı / Profile Weight	3.544 kg/mt

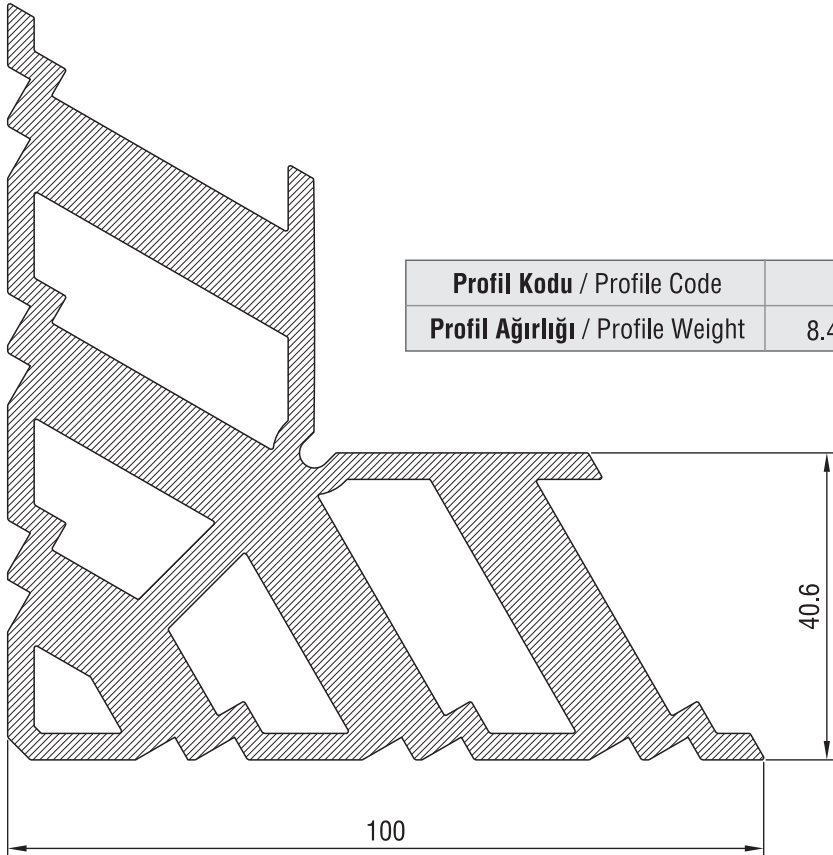


Profil Kodu / Profile Code	KT02
Profil Ağırlığı / Profile Weight	4.359 kg/mt





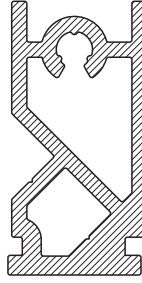
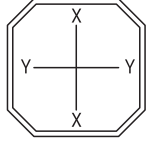
Profil Kodu / Profile Code	KT03
Profil Ağırlığı / Profile Weight	8.737 kg/mt



Profil Kodu / Profile Code	KT04
Profil Ağırlığı / Profile Weight	8.400 kg/mt

DEM - 55

ORTA KAYIT BAĞLANTI PROFİLLERİ / T-CLEAT PROFILES



Profil Kodu / Profile Code	KB01
Profil Ağırlığı / Profile Weight	0.734 kg/mt



Profil Kodu / Profile Code	KB02
Profil Ağırlığı / Profile Weight	0.398 kg/mt

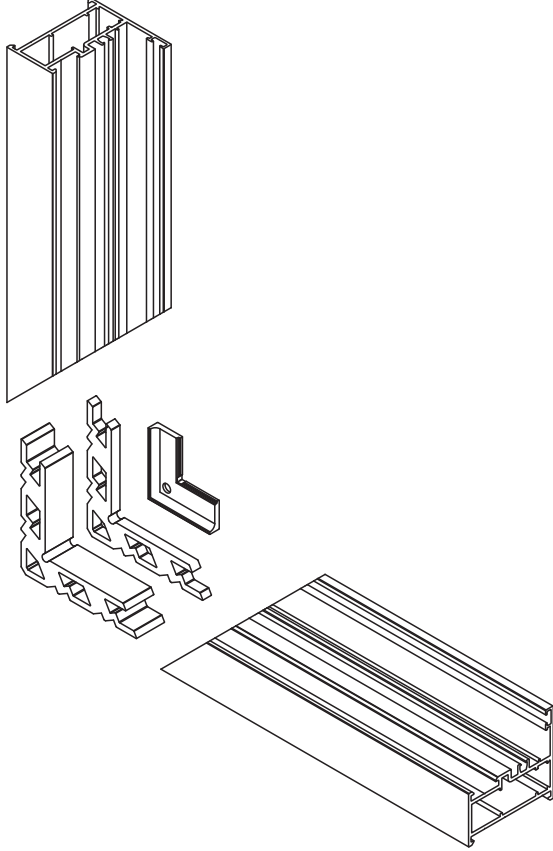
DEM - 55

KÖŞE TAKOZ ve ORTA KAYIT BAĞLANTILAR

CORNER CLEATS and T-CLEATS

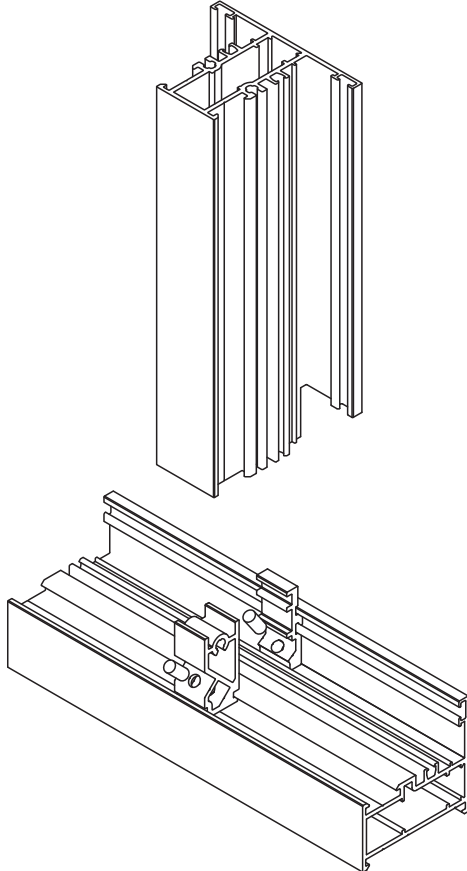
KÖŞE TAKOZ LİSTESİ / CORNER CLEAT TABLE

Profil Kodu Profile Code	1. Köşe Takozu 1. Corner Cleat	2. Köşe Takozu 2. Corner Cleat
55.F30.14	KT01.181	KT01.056
55.F30.20	KT01.181	KT01.056
55.F40.14	KT02.181	KT02.056
55.F40.20	KT02.181	KT02.056
55.F60.14	KT03.181	KT03.056
55.F60.20	KT03.181	KT03.056
55.V47.14	KT01.181	KT01.056
55.V47.20	KT01.181	KT01.056
55.V57.14	KT02.181	KT02.056
55.V57.20	KT02.181	KT02.056
55.V77.14	KT03.181	KT03.056
55.V77.20	KT03.181	KT03.056
55.V99.20	KT04.056	KT03.241
55.M30.14	KT01.181	KT01.056
55.M30.20	KT01.181	KT01.056
55.M40.14	KT02.181	KT02.056
55.M40.20	KT02.181	KT02.056
55.M60.20	KT03.181	KT03.056
55.M40.20A	KT02.181	KT02.056



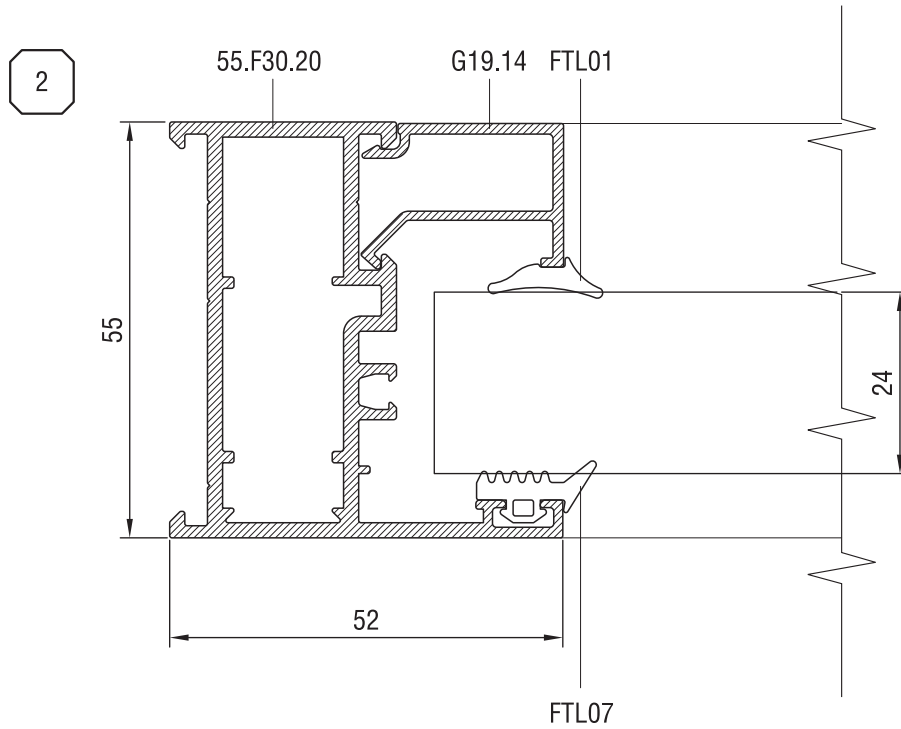
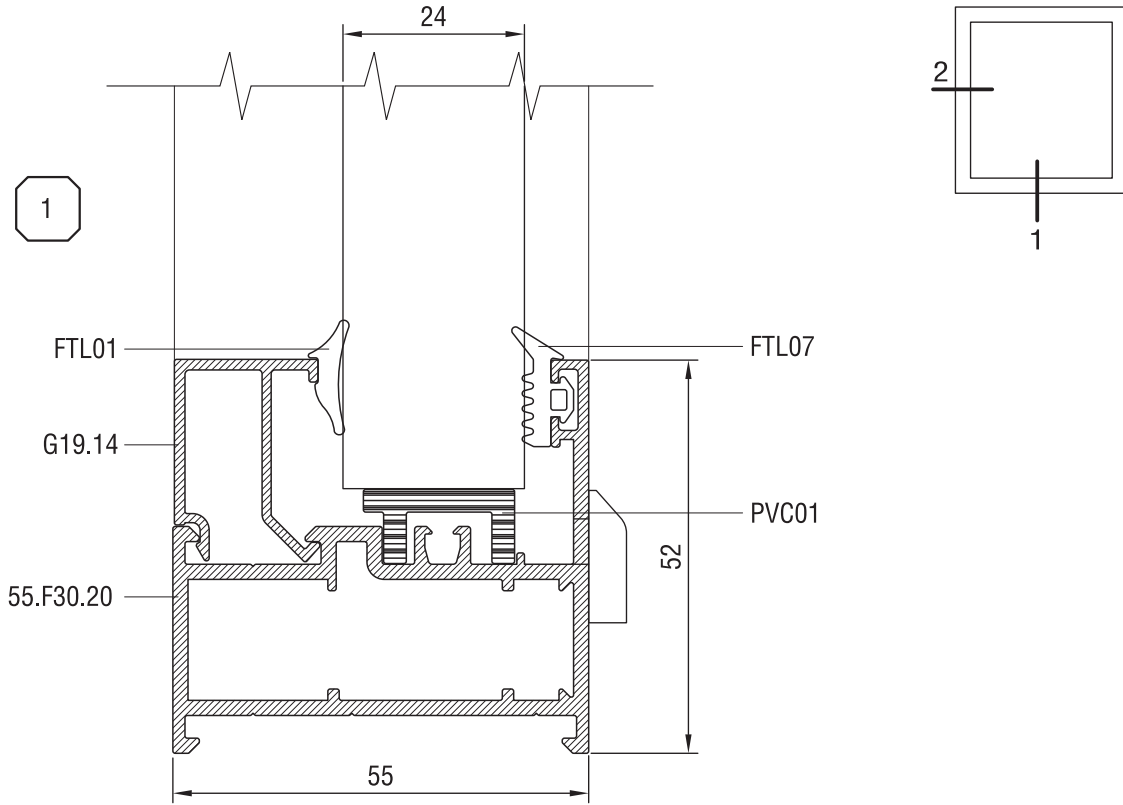
ORTA KAYIT BAĞLANTI LİSTESİ / T-CLEAT TABLE

Profil Kodu Profile Code	1. Orta Kayıt Bağlantı 1. T-Cleat	2. Orta Kayıt Bağlantı 2. T-Cleat
55.M30.16	KB01.156	KB02.156
55.M30.20	KB01.156	KB02.156
55.M40.16	KB01.256	KB02.256
55.M40.20	KB01.256	KB02.256
55.M60.20	KB01.456	KB02.456
55.M40.20A	KB01.256	KB02.256
55.M60.20	KB01.456	KB02.456



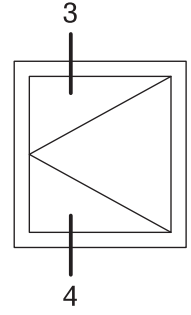
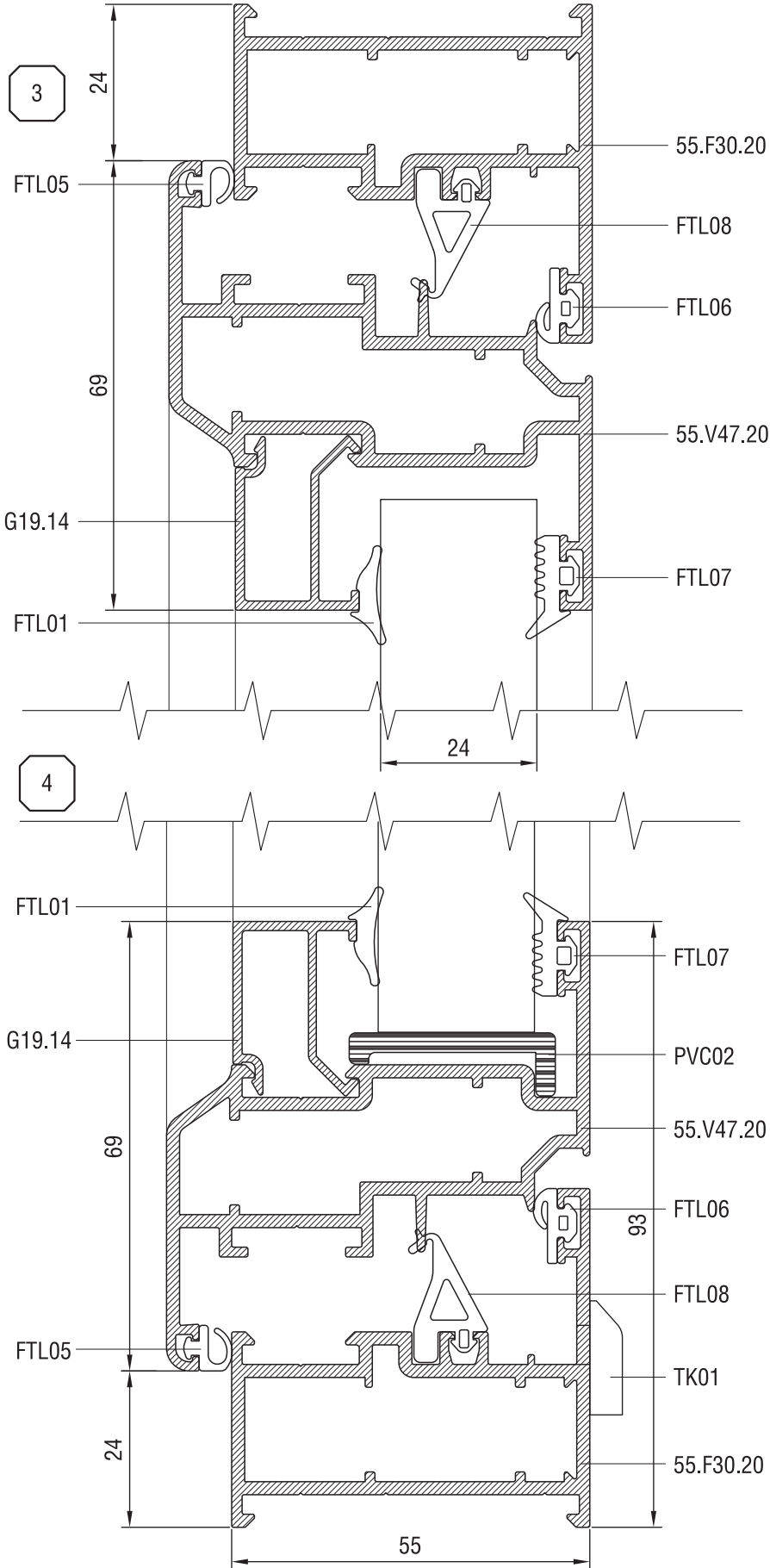
DEM - 55

DETAYLAR / DETAILS



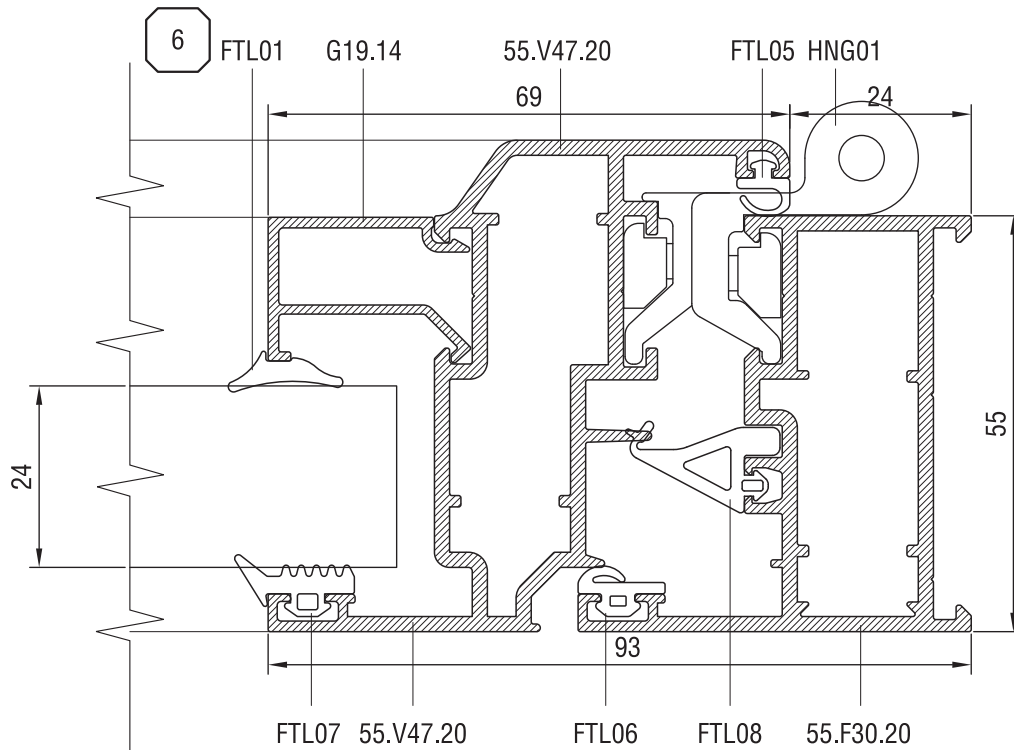
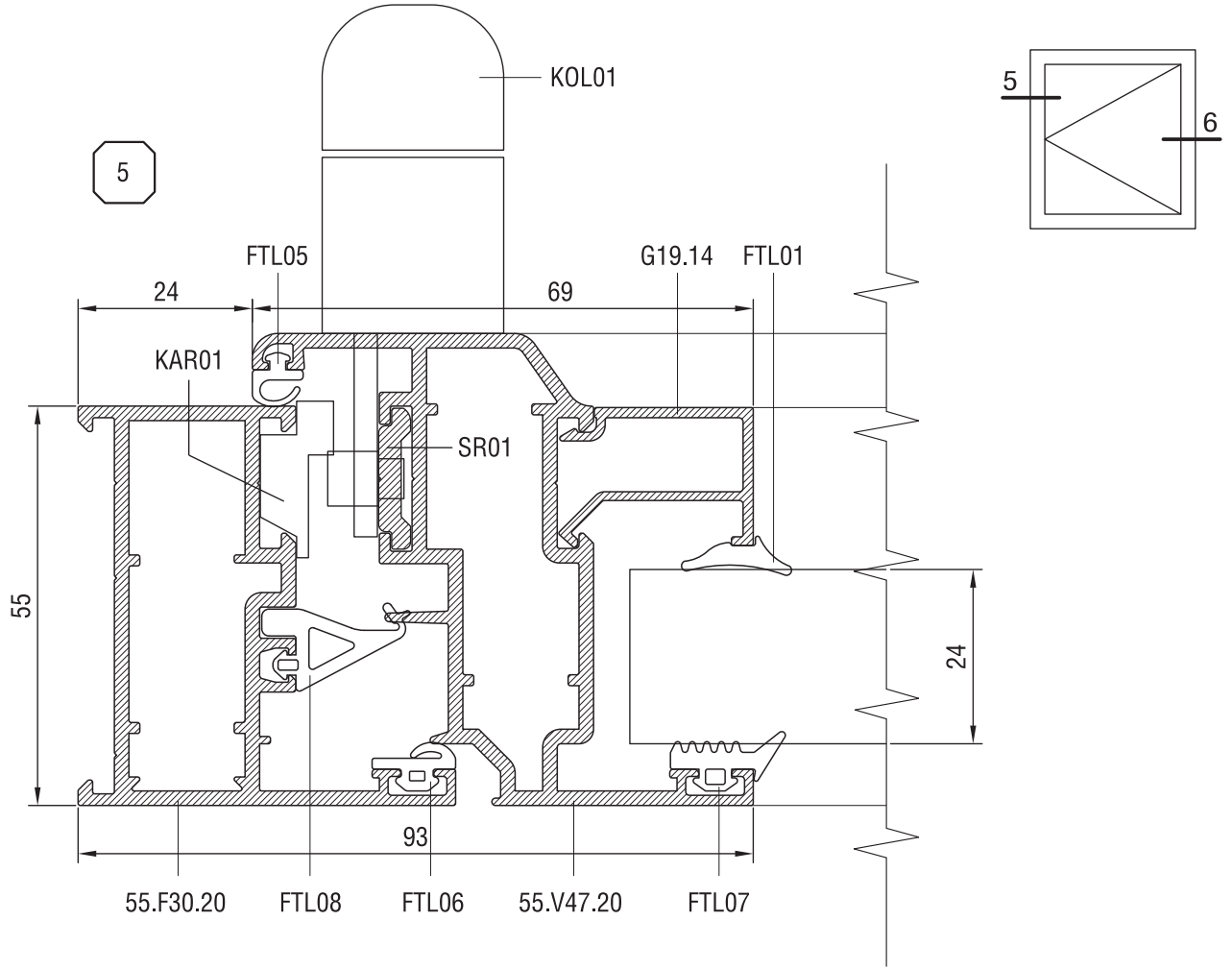
DEM - 55

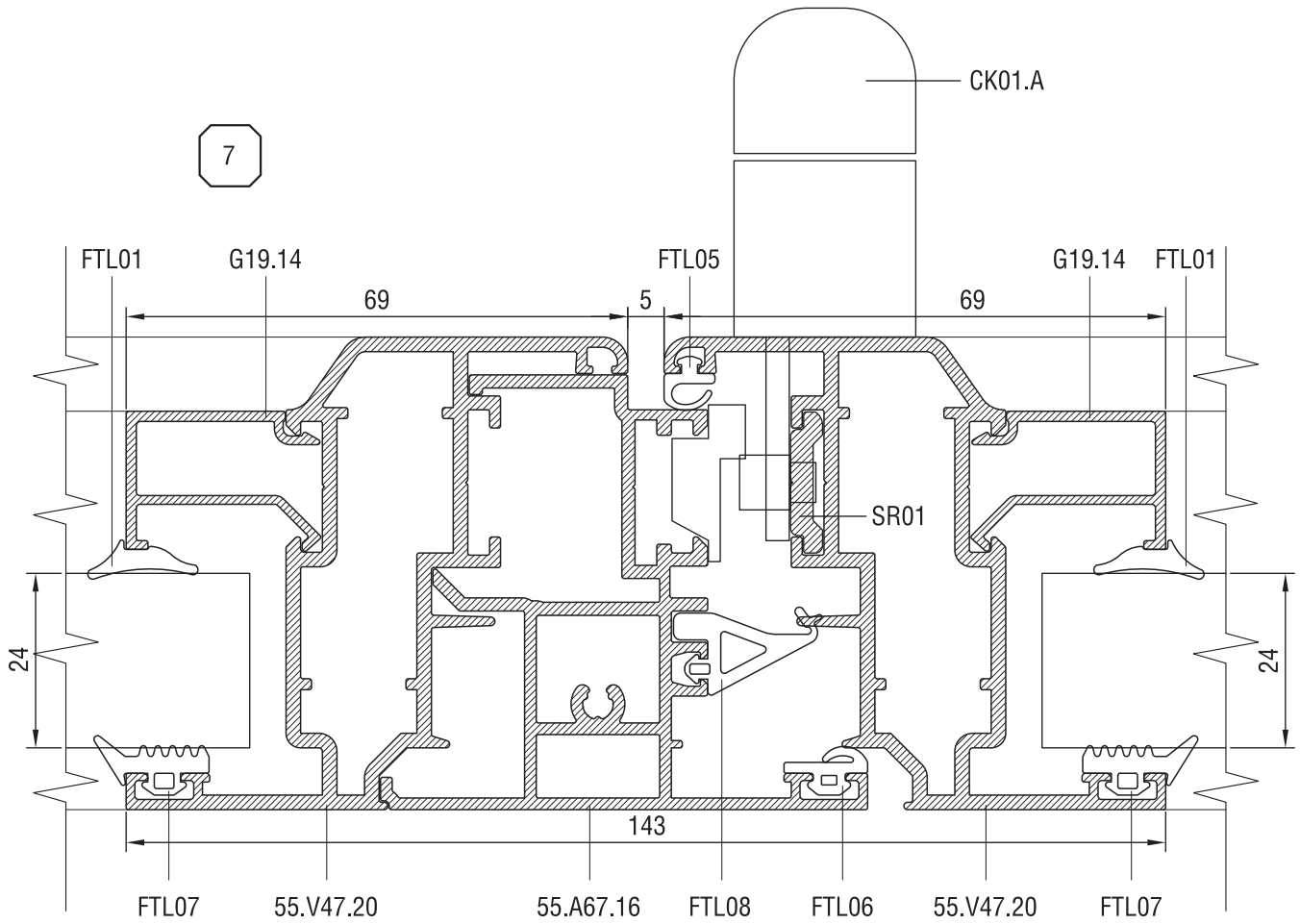
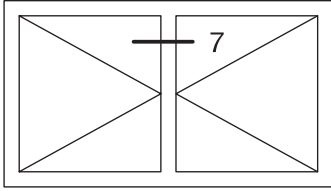
DETAYLAR / DETAILS



DEM - 55

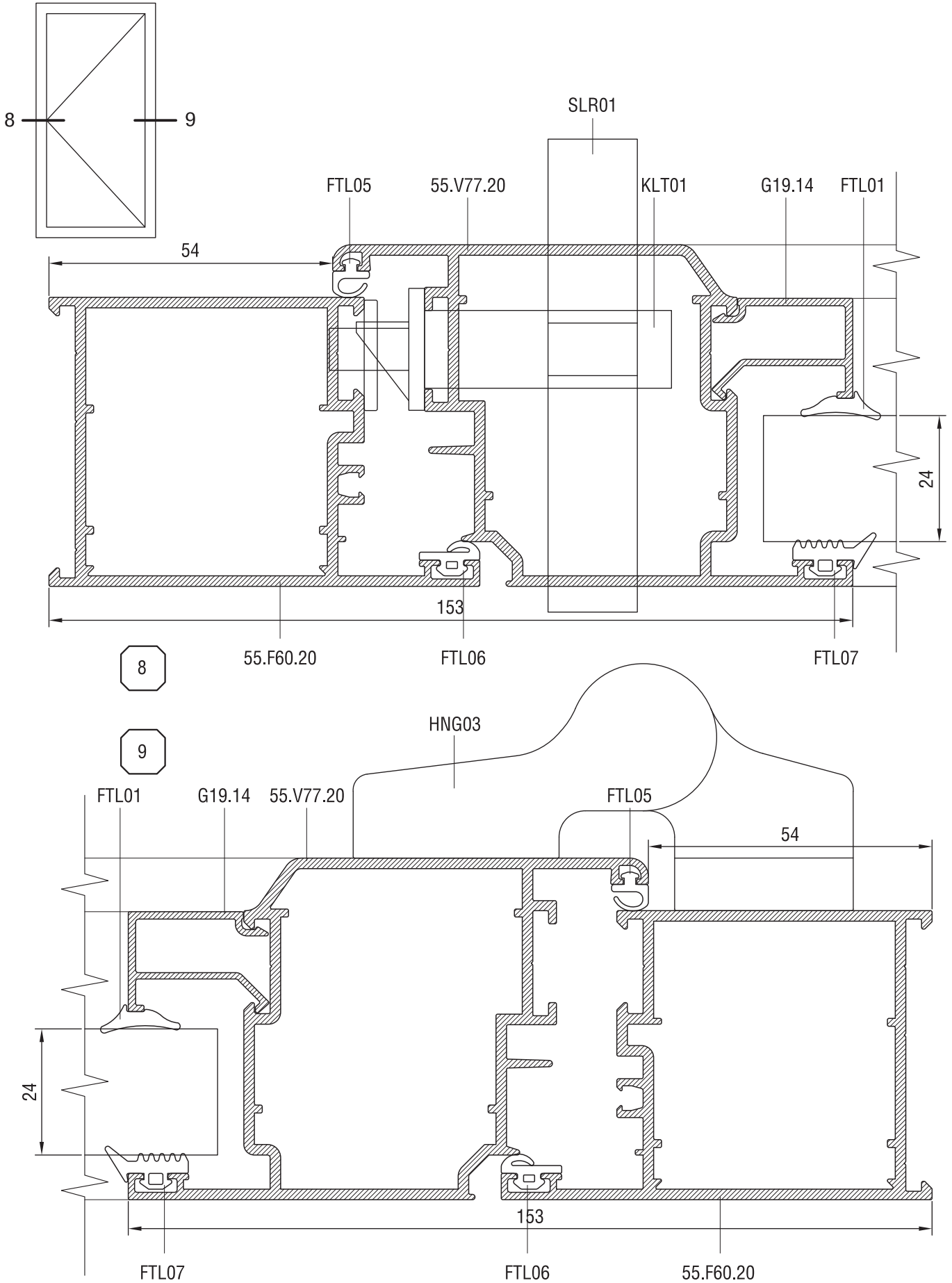
DETAYLAR / DETAILS

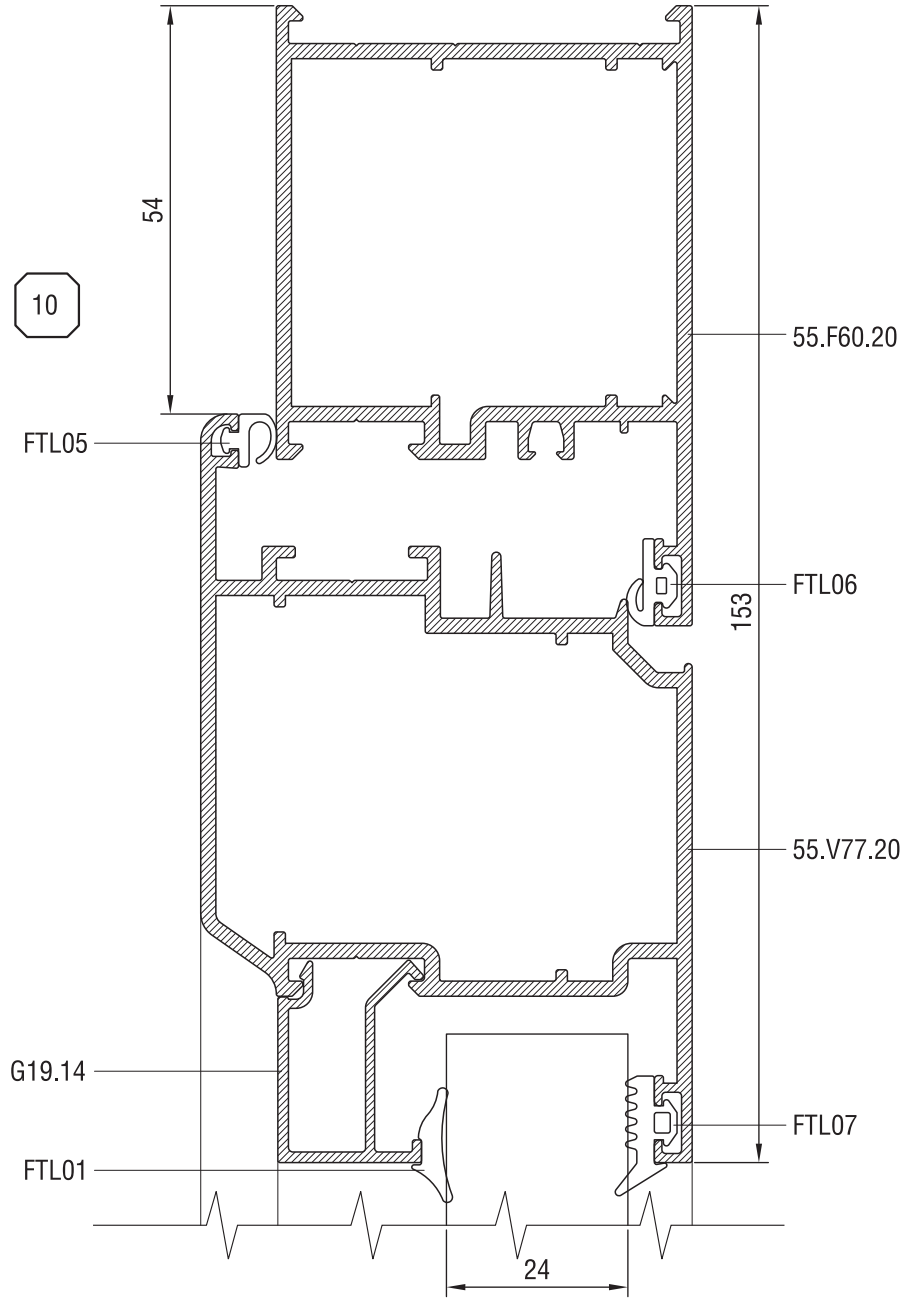
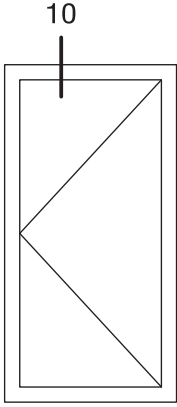




DEM - 55

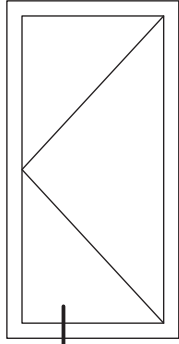
DETAYLAR / DETAILS



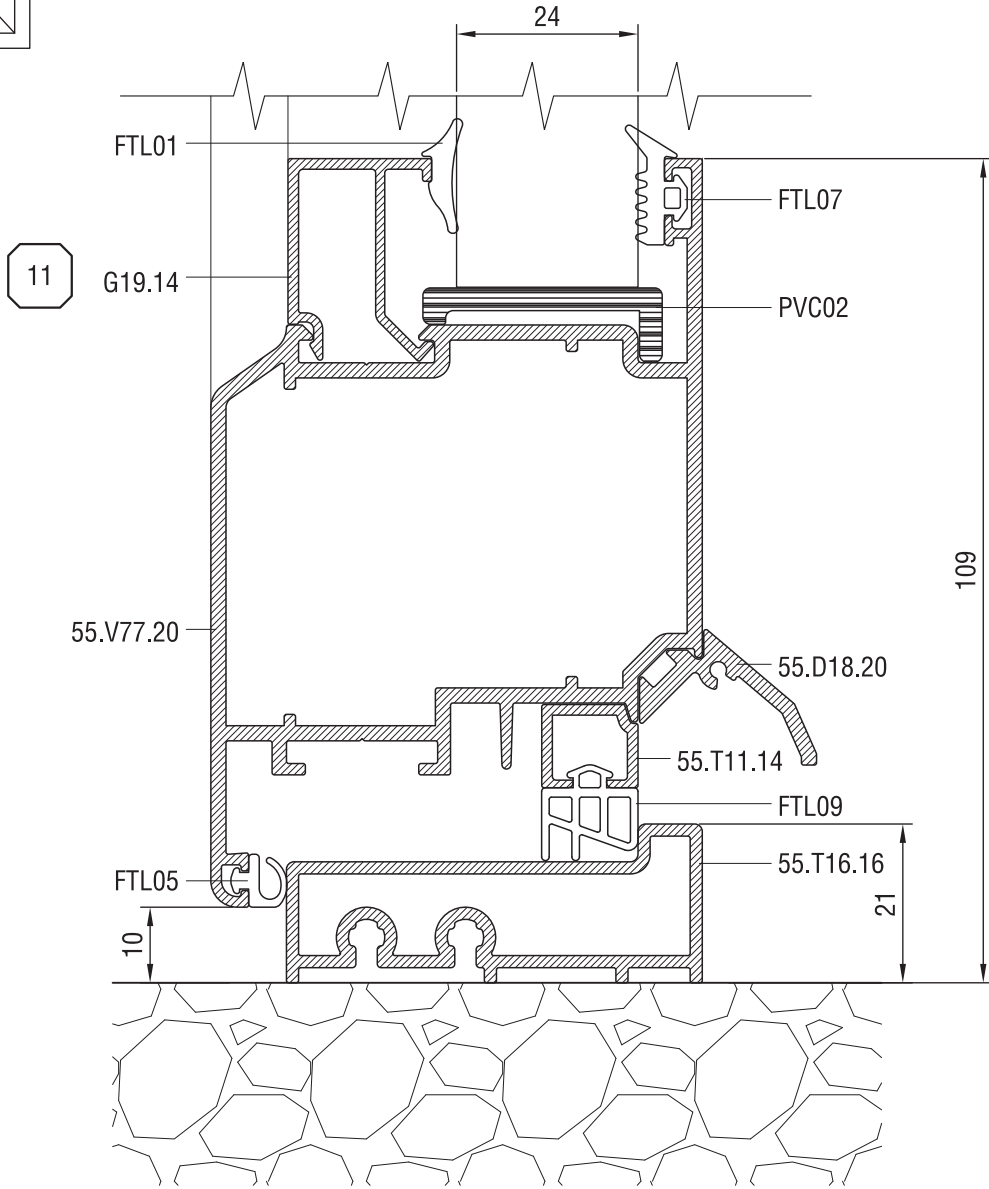


DEM - 55

DETAYLAR / DETAILS

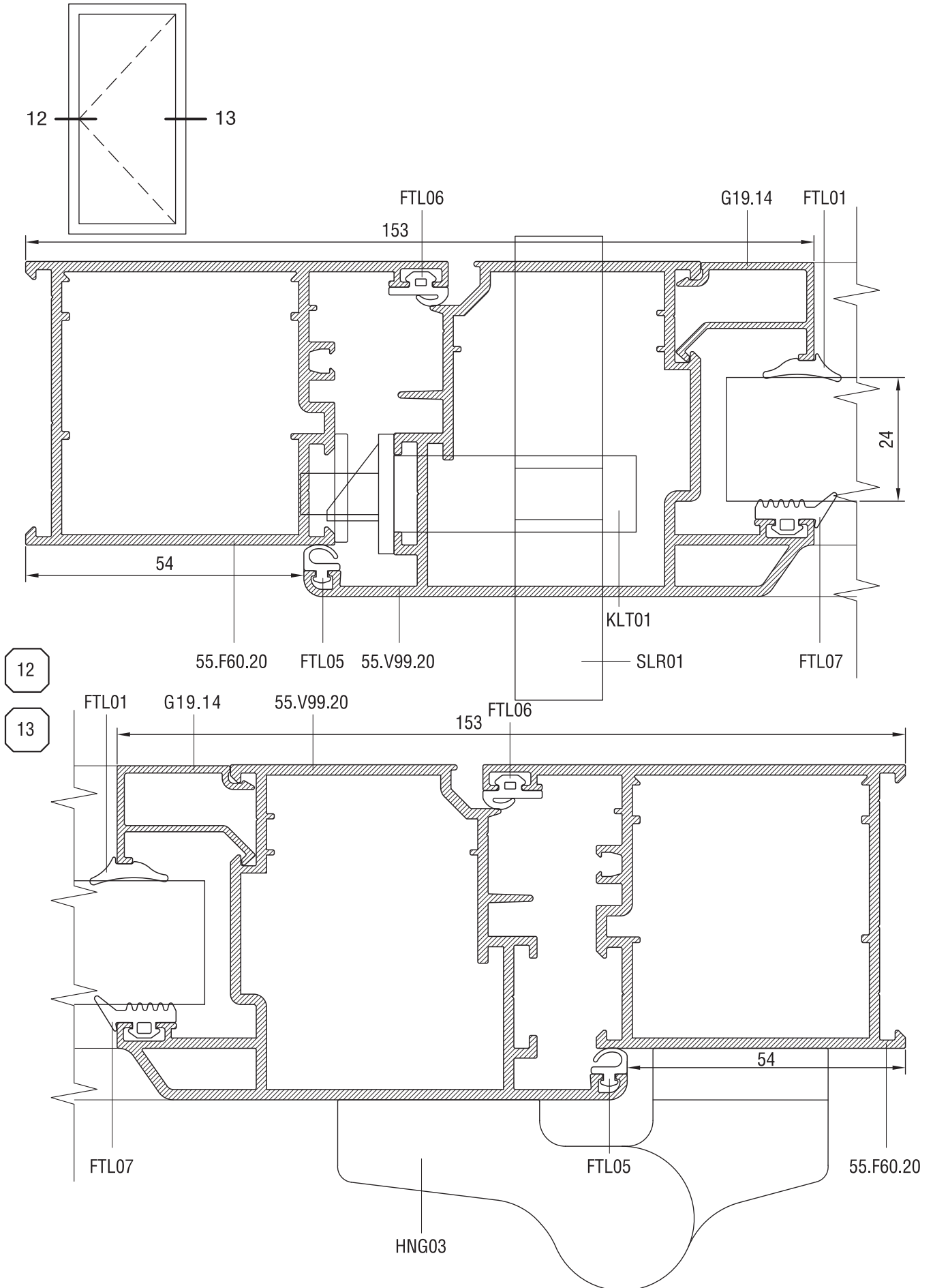


11



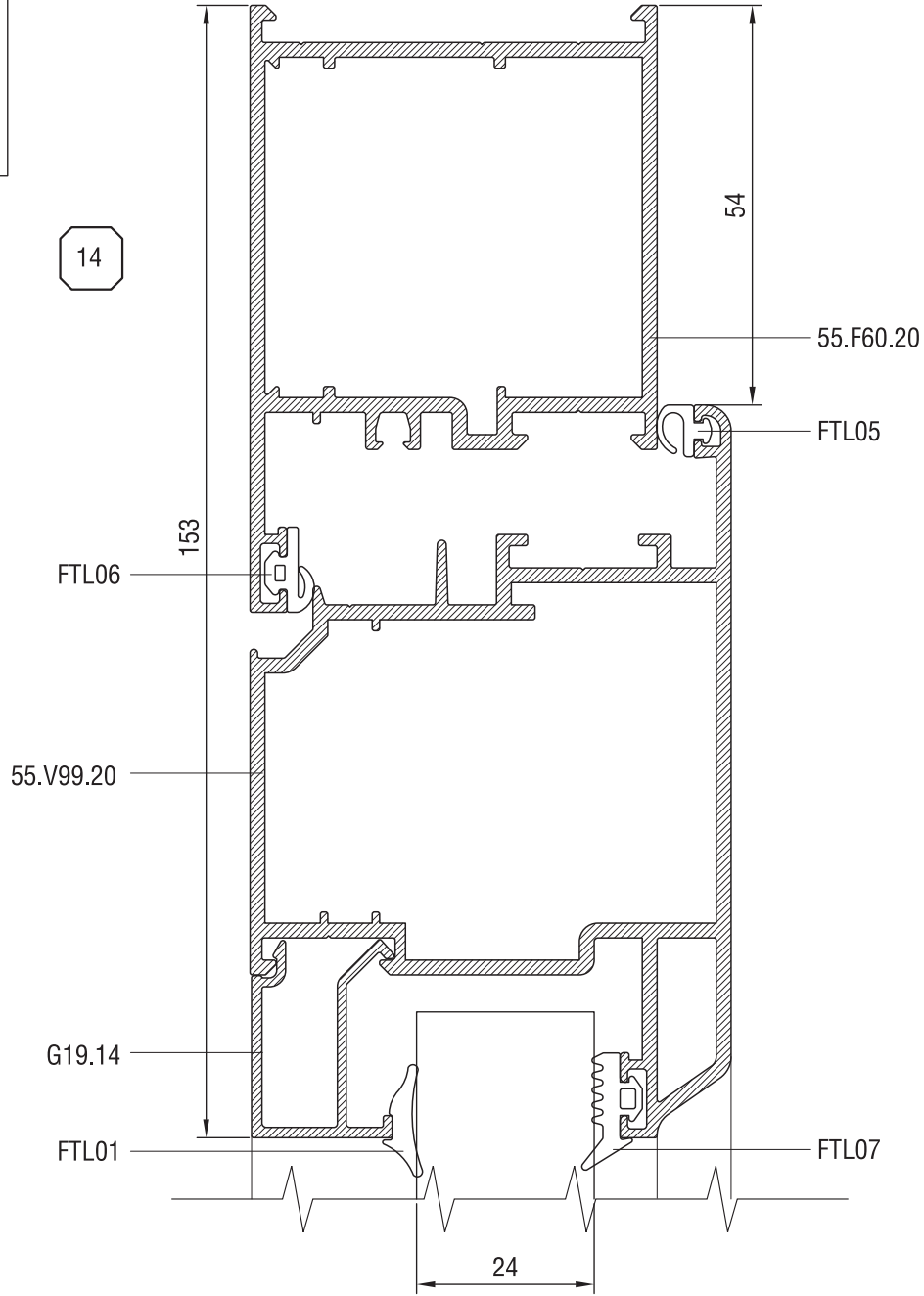
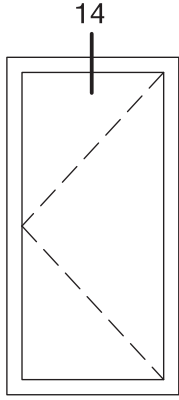
DEM - 55

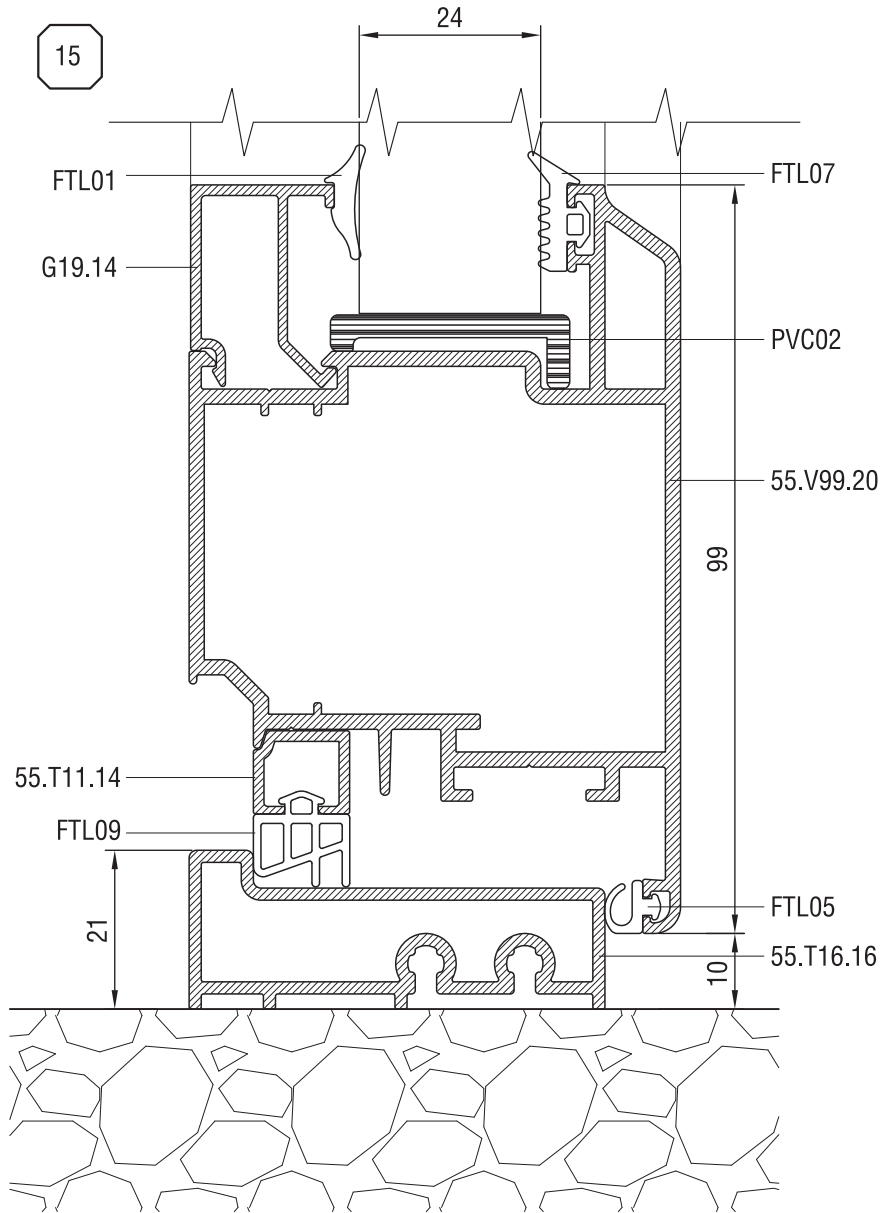
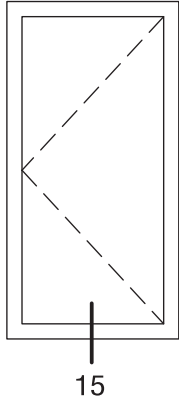
DETAYLAR / DETAILS



DEM - 55

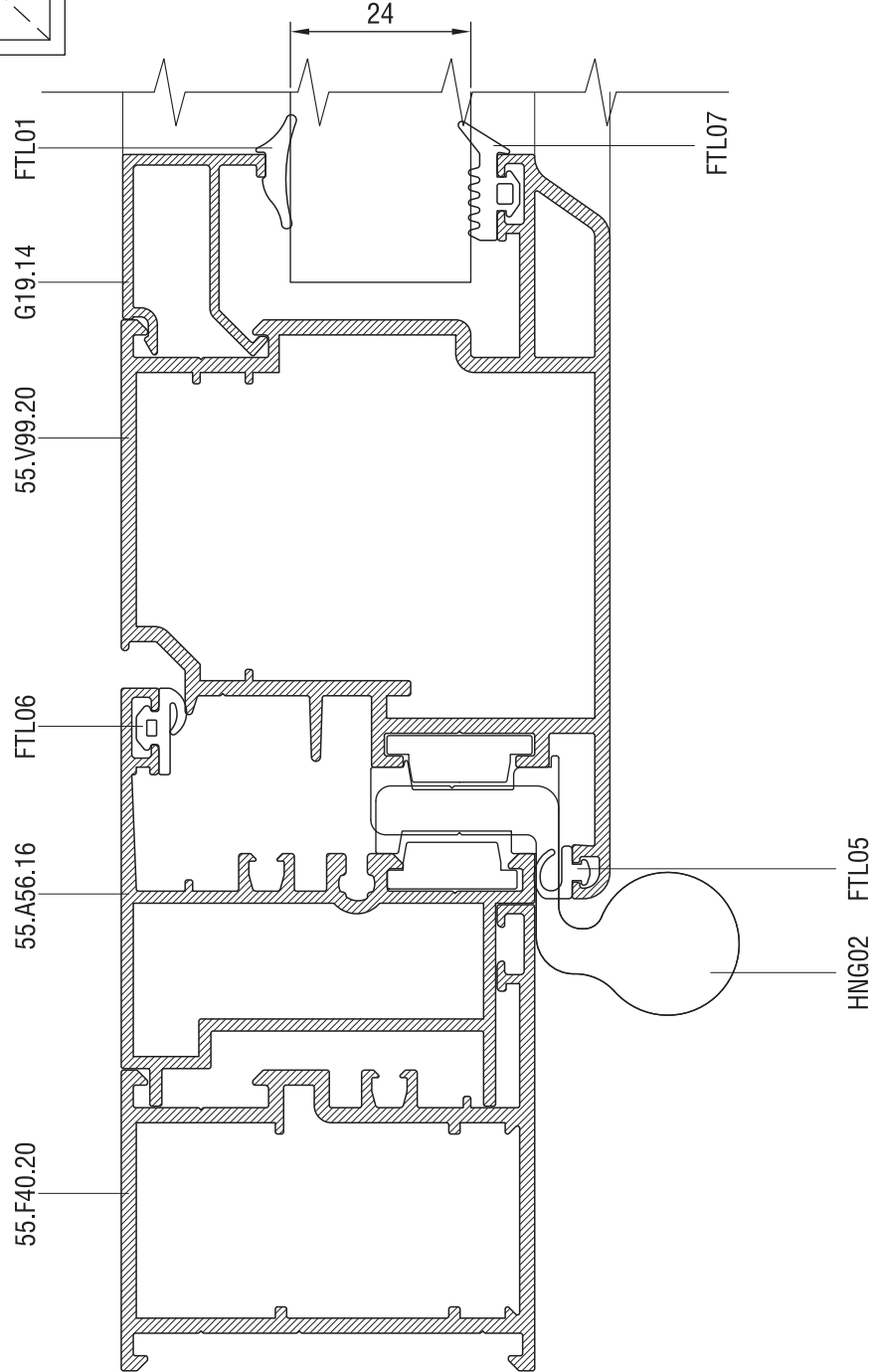
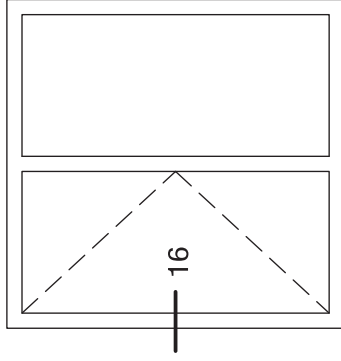
DETAYLAR / DETAILS





DEM - 55

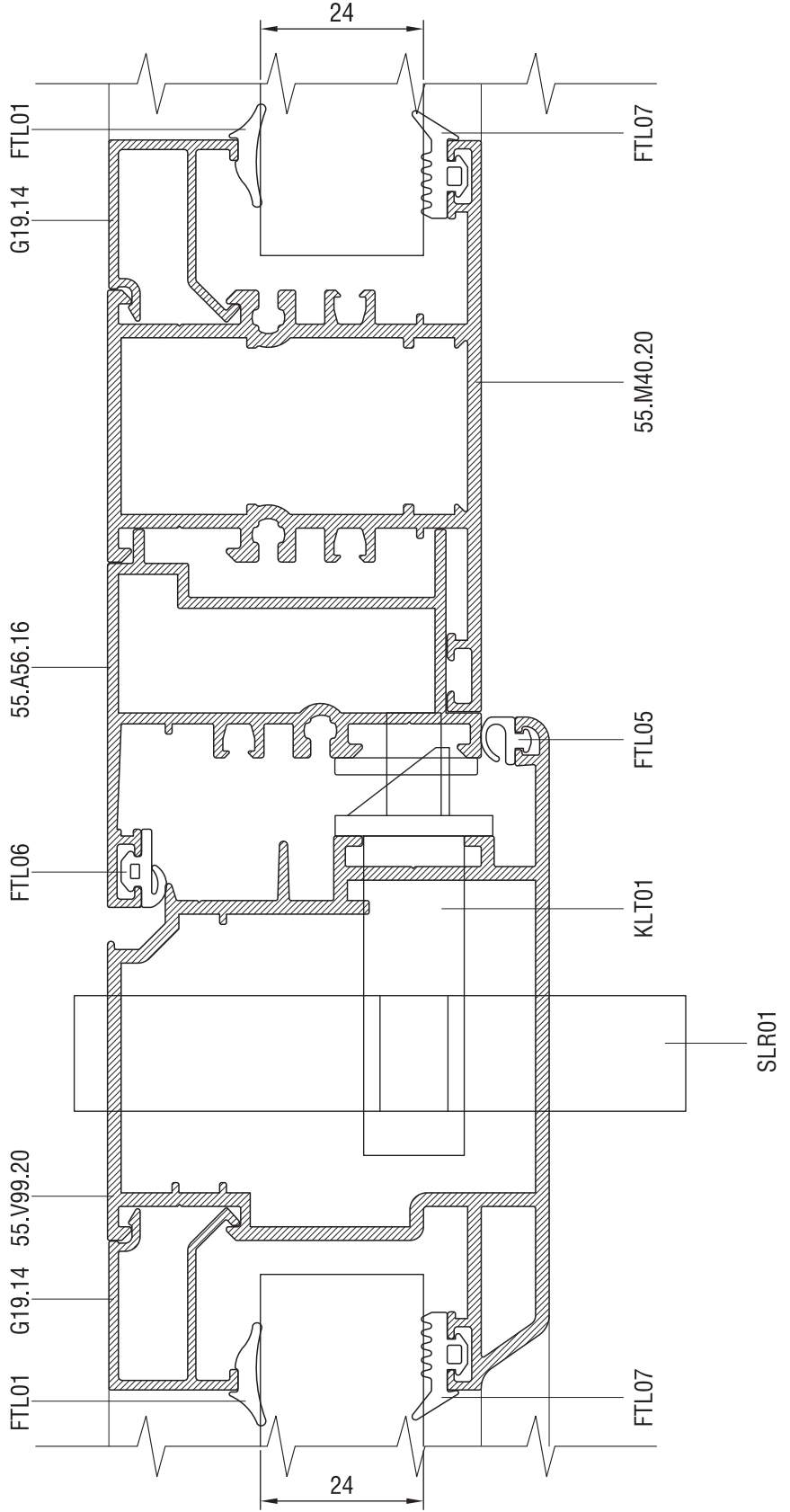
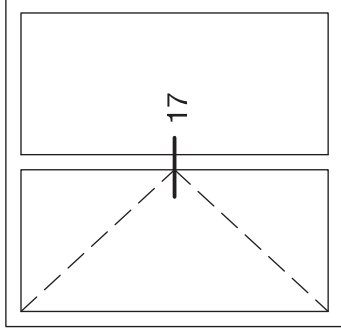
DETAYLAR / DETAILS



16

DEM - 55

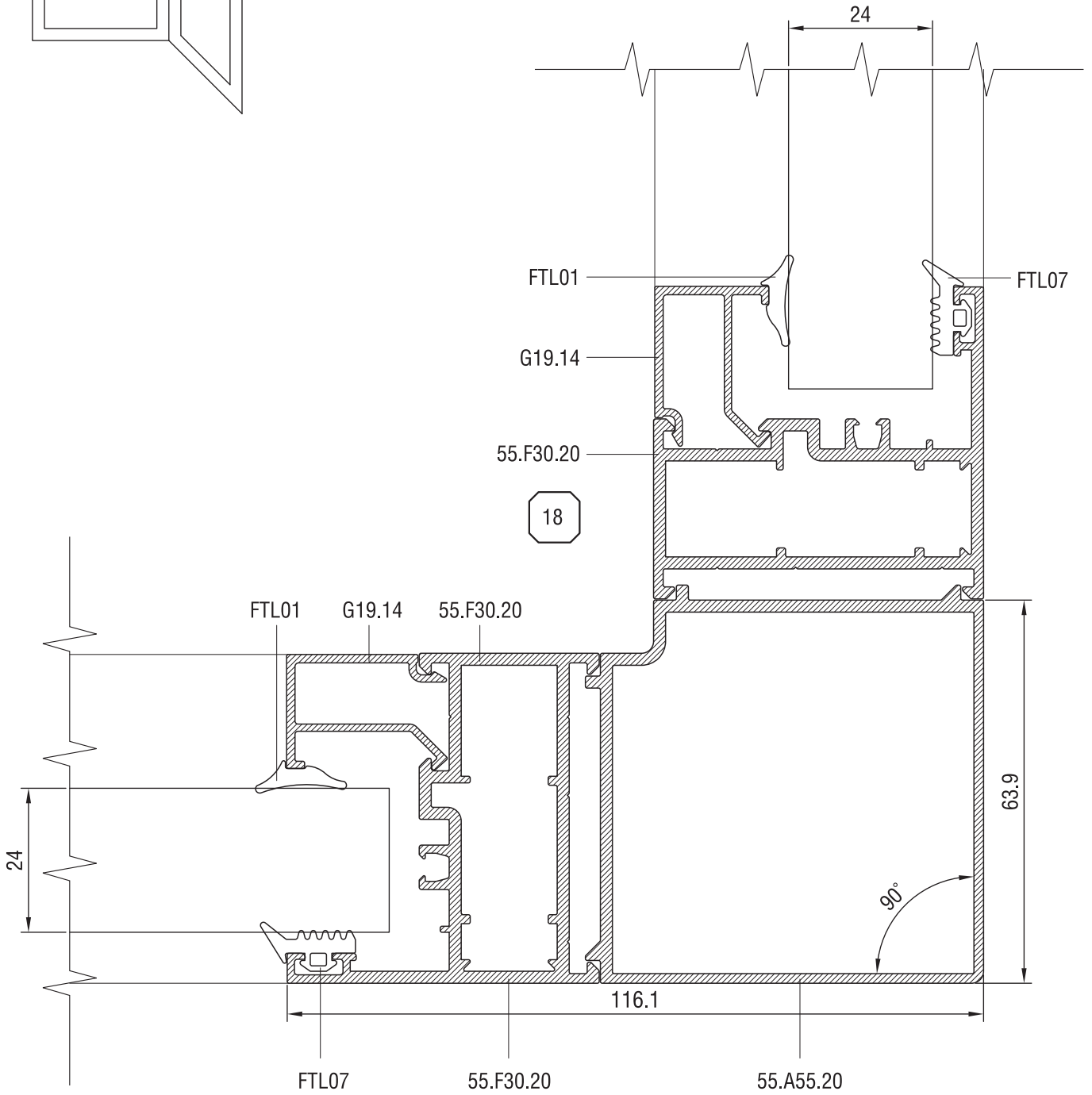
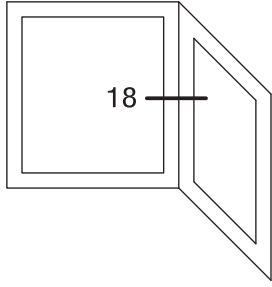
DETAYLAR / DETAILS

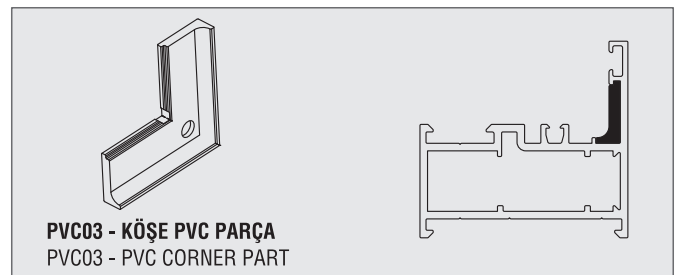
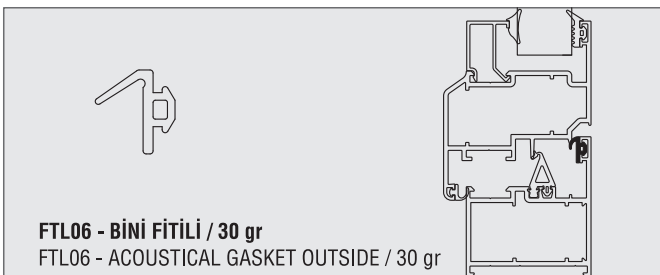
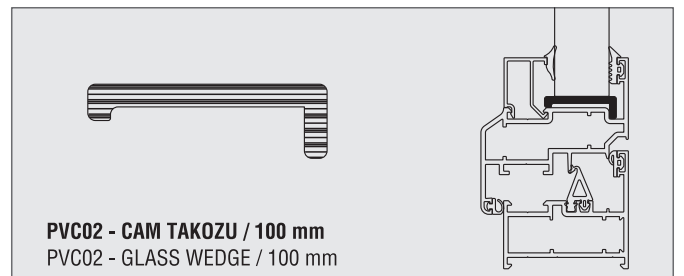
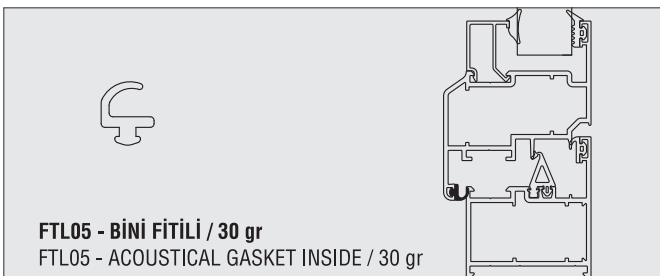
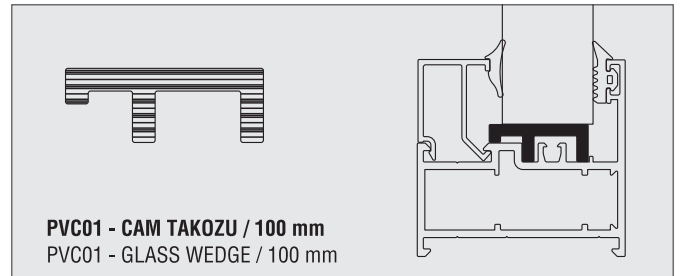
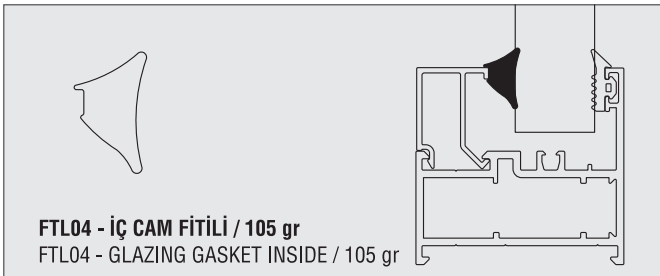
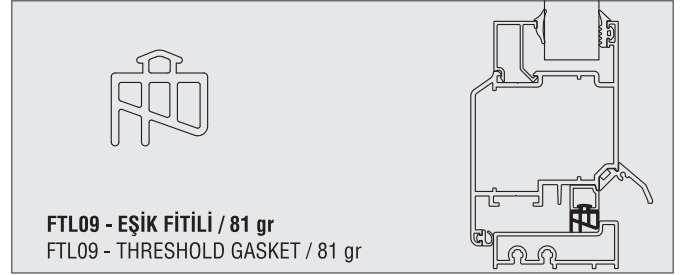
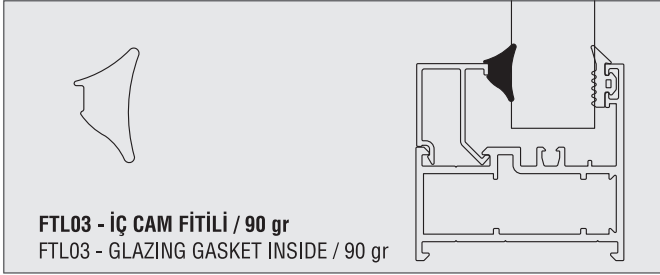
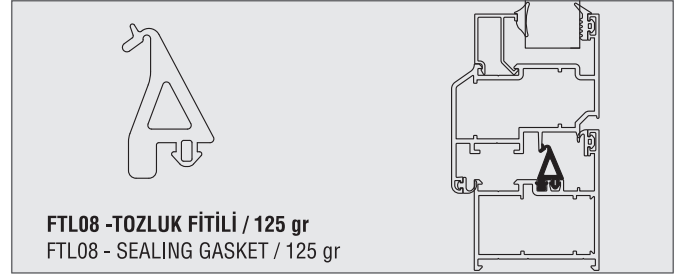
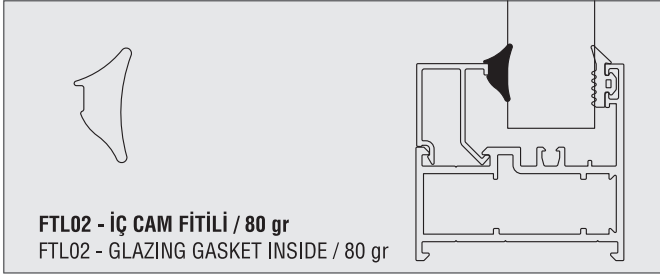
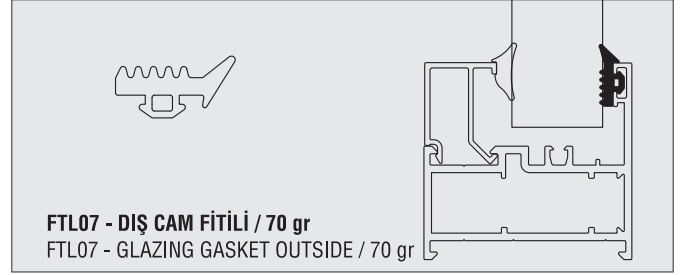
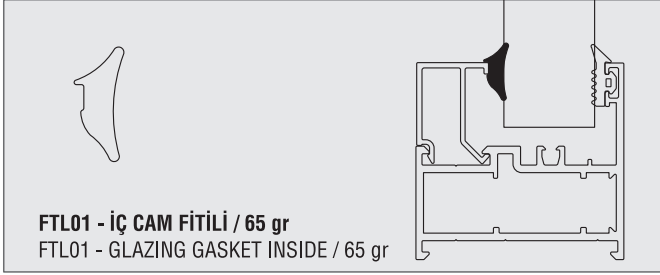


17

DEM - 55

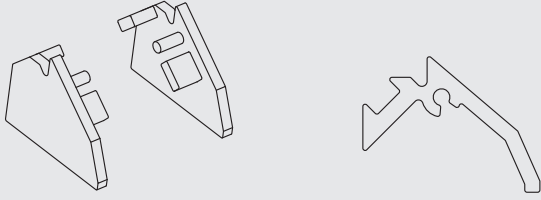
DETAYLAR / DETAILS



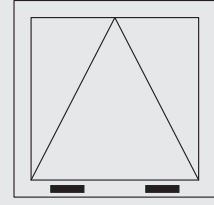
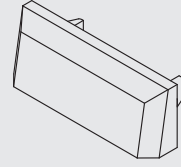


DEM - 55

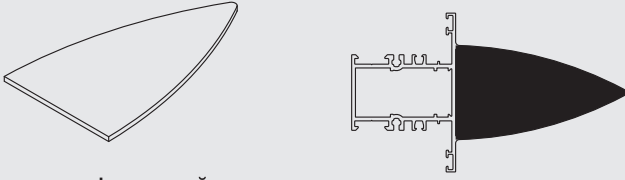
AKSESUARLAR / ACCESSORIES



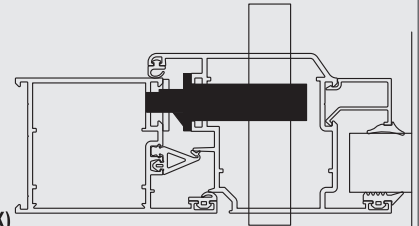
KPK01 - DAMLALIK YAN KAPAK
KPK01 - DROPPER CAP



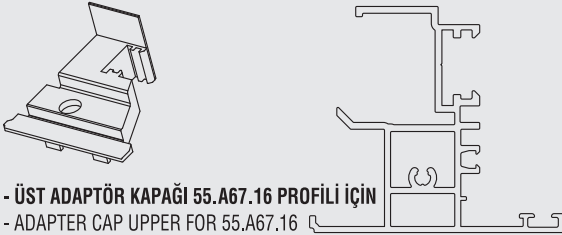
TK01 - TAHLİYE KAPAĞI
TK01 - DRAINAGE OUTLET COVER



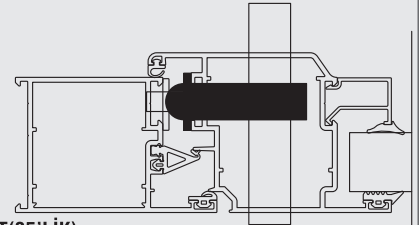
KPK02 - DİKME KAPAĞI
KPK02 - MULLION CAP



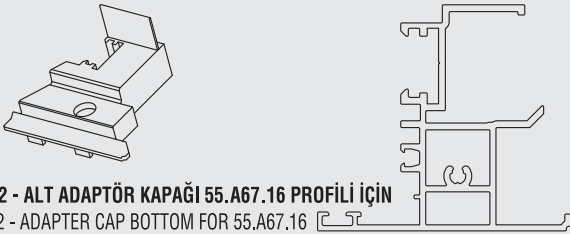
KLTO1 - DİLLİ KİLİT(35'LİK)
KLTO1 - MARTISE LOCK(35)



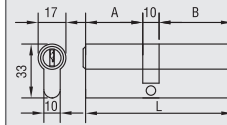
ADP01 - ÜST ADAPTÖR KAPAĞI 55.A67.16 PROFİLİ İÇİN
ADP01 - ADAPTER CAP UPPER FOR 55.A67.16



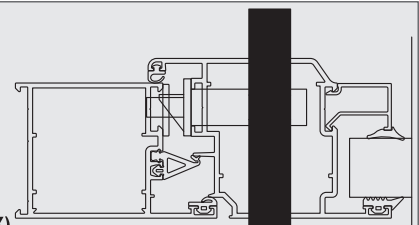
KLTO2 - MAKARALI KİLİT(35'LİK)
KLTO2 - MARTISE LOCK(35)



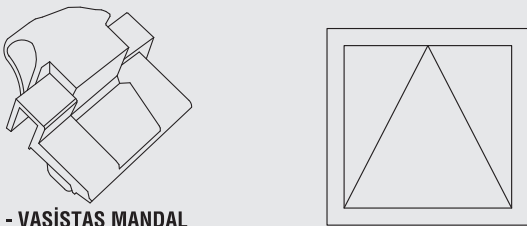
ADP02 - ALT ADAPTÖR KAPAĞI 55.A67.16 PROFİLİ İÇİN
ADP02 - ADAPTER CAP BOTTOM FOR 55.A67.16



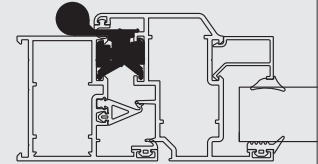
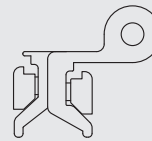
A	B	L
35	45	90



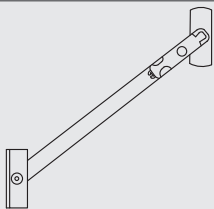
SLR01 - SİLİNDİR(90'LİK)
SLR01 - CYLINDER(90)



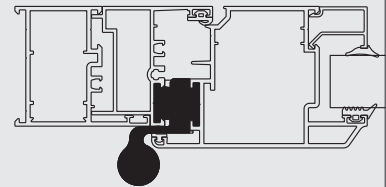

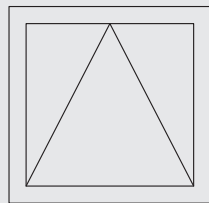
MNL01 - VASİSTAS MANDAL
MNL01 - VASİSTAS LATCH



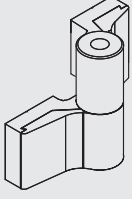
HNG01 - PENCERE MENTEŞESİ
HNG01 - WINDOW HINGE



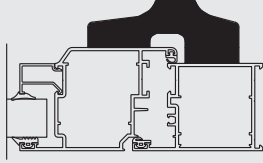
MKS01 - VASİSTAS MAKAS
MKS01 TRANSOM SCISSOR



HNG02 - KAPI MENTEŞESİ
HNG02 - DOOR HINGE

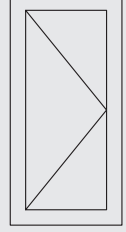


HNG03 - KAPI MENTEŞESİ
HNG03 - DOOR HINGE

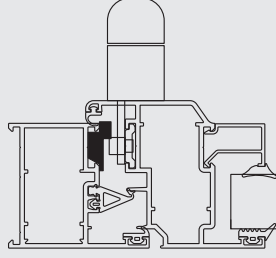


- 3 noktadan kilitleme ve karşılıklar
- 3 point lock and lockplate
- 4 adet menteşe
- Hinges 4 piece
- Paslanmaz çelik kol
- Stainless steel handle
- Barel
- Cylinder

KK01 - KİLİTLİ KAPI TK. TİP1
MULTIPOINT LOCK SETS TYPE1

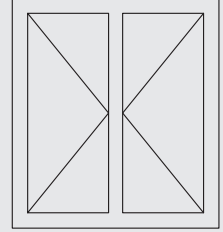


KAR01 - KARŞILIK
KAR01 - LOCKPLATE

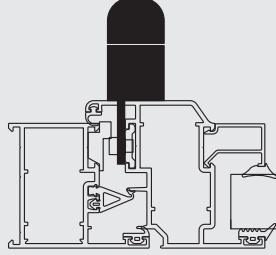


- 3 noktadan kilitleme ve karşılıklar
- 3 point lock and lockplate
- 8 adet menteşe
- Hinges 8 piece
- Paslanmaz çelik kol
- Stainless steel handle
- Pasif kanat kilitleme
- Passive vent locking
- Barel
- Cylinder

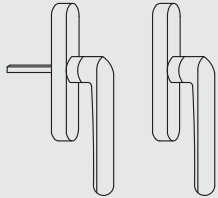
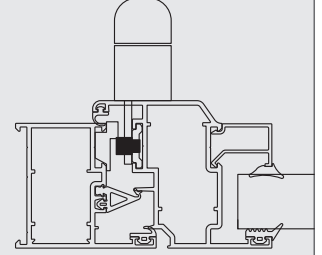
KK02- KİLİTLİ KAPI TK. TİP2
MULTIPOINT LOCK SETS TYPE2



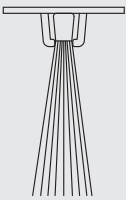
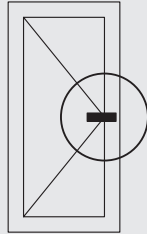
KOL01 - KOL
KOL01 - WINDOW HANDLE



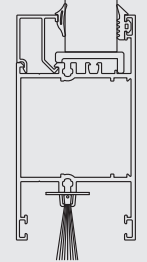
PİM01 - PİM
PİM01 - PIN



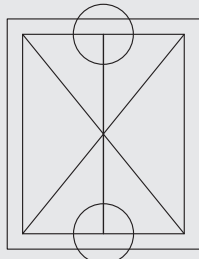
KOL02 - KAPI KOLU
KOL02 - DOOR HANDLE



FRC01 - KAPI ALTI FIRÇA
FRC01 - BRUSH



SRG01 - KAPI SÜRGÜ
SRG01 - BOLT LOCK

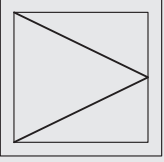


DEM - 55

AKSESUARLAR / ACCESSORIES

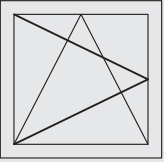


Max. 80 kg		KANAT GENİŞLİĞİ / VENT WIDTH				
YÜKSEKLİK HEIGHT		355-700	701-1000	1001-1200	1201-1400	1401-1700
	500-1200	TA01.A	TA02.A	TA03.A	TA04.A	TA05.A
	1201-2400	TA01.B	TA02.B	TA03.B	TA04.B	TA05.B



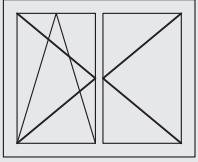
TEK AÇILIM AKSESUARLARI
SINGLE OPENING MECHANISM

Max. 130 kg		KANAT GENİŞLİĞİ / VENT WIDTH				
YÜKSEKLİK HEIGHT		355-700	701-1000	1001-1200	1201-1400	1401-1700
	500-1200	CA01.A	CA02.A	CA03.A	CA04.A	CA05.A
	1201-2400	CA01.B	CA02.B	CA03.B	CA04.B	CA05.B



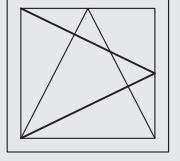
ÇİFT AÇILIM AKSESUARLARI
TILT AND TURN MECHANISM

Max. 80 kg		KANAT GENİŞLİĞİ / VENT WIDTH				
YÜKSEKLİK HEIGHT		355-700	701-1000	1001-1200	1201-1400	1401-1700
	500-1200	CK01.A	CK02.A	CK03.A	CK04.A	CK05.A
	1201-2400	CK01.B	CK02.B	CK03.B	CK04.B	CK05.B



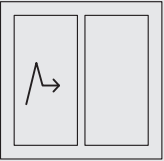
ÇİFT KANAT ÇİFT AÇILIM AKSESUARLARI
DOUBLE VENT TILT AND TURN MECHANISM

UNIJET-C		KANAT GENİŞLİĞİ / VENT WIDTH					
YÜKSEKLİK HEIGHT		280-500	501-750	751-1000	1001-1200	1201-1450	1451-1600
	480-590	PS01.A	PS02.A	PS03.A	PS04.A	PS05.A	PS06.A
	591-750	PS01.B	PS02.B	PS03.B	PS04.B	PS05.B	PS06.B
	751-1200	PS01.C	PS02.C	PS03.C	PS04.C	PS05.C	PS06.C
	951-1450	PS01.D	PS02.D	PS03.D	PS04.D	PS05.D	PS06.D
	1201-1700	PS01.E	PS02.E	PS03.E	PS04.E	PS05.E	PS06.E
	1451-1950	PS01.F	PS02.F	PS03.F	PS04.F	PS05.F	PS06.F
	1951-2450	PS01.G	PS02.G	PS03.G	PS04.G	PS05.G	



ÇİFT AÇILIM AKSESUARLARI
9 AKS-PVC KANALLI
TILT AND TURN MECHANISM-FOR PVC ACC

Max. 130 kg		KANAT GENİŞLİĞİ / VENT WIDTH			
YÜKSEKLİK HEIGHT		600-850	851-1100	1101-1350	1351-1600
	730-2400	PSU01	PSU02	PSU03	PSU04



PARALEL SÜRME AKSESUARLARI
TILT AND SLIDE MECHANISM

NOT: 55.F60.20 ve 55.V77.20 KULLANILMALIDIR
NOTE: MUST USED WITH 55.F60.20 and 55.V77.20



ALUDEM

Aluminum Profile Systems

